




Club Health Assessment for District LA 1 through June 2025

			Status	Membership						Reports					Finance		LCIF				
Club Number	Club Name	Charter Date		Current Member Count	YTD Members Added	YTD Members Dropped	YTD Net Growth	YTD Net Growth%	Member Count 12 Months Ago	Avg. length of service for dropped members	Months Since Last MMR ***	Yrs. Since Last Officer Report	President Rotation	Vice President Reported ****	Months Since Last Activity Report ***	Account Balance	Donations for current Fiscal Year				
			Number of times on status quo within last two years	If below 15 members appears					If net loss is greater than 20% appears						If no report in 3 months appears in	When more than one year appears in	Number of repeat terms	Notes the officers that do not have appears in an active	If no report at 12 months red		
Clubs less than two years old																					
156696	Boa Vista Oswaldo Carolino	12/04/2023	Active	24	2	0	2	9.09%	22		3		2	P,S,T,M,VP SC	2						
181931	Ji-Paraná Alcides Machado Fonseca	05/09/2025	Newly Chartered	20	20	0	20	100.00%	0		0			P,S,T,M,VP SC	0						
182884	Rorainopolis Francisco Soto	06/22/2025	Newly Chartered	22	22	0	22	100.00%	0		0			P,S,T,M,VP SC	N/R						
Clubs more than two years old																					
51197	ARIQUEMES CANAA	01/16/1991	Active(1)	22	1	0	1	4.76%	21		3			P,S,T,M,VP SC	3						
16411	BOA VISTA Exc Award (06/30/2016, 06/30/2019, 06/30/20	01/11/1969	Active	60	22	2	20	50.00%	40	3	0			P,S,T,M,VP SC	0		\$1,171.06				
102526	BOA VISTA AIRTON ROCHA DE SOUZA	06/19/2008	Active(1)	4	0	0	0	0.00%	4		12			P,S,T,M,VP SC	15						
41507	BOA VISTA CACARI Exc Award (06/30/2017)	06/15/1982	Active(1)	15	13	10	3	25.00%	12	4	2			P,S,T,M,VP SC	15		\$15.12				
35572	CACOAL	05/16/1978	Active	19	1	0	1	5.56%	18		0			P,S,T,M,VP SC	3		\$15.12				
44979	CACOAL CAPITAL DO CAFE Exc Award (06/30/2023)	05/13/1985	Active	32	5	3	2	6.67%	30	3	0			P,S,T,M,VP SC	0		\$30.00				
47387	CEREJEIRAS	05/27/1987	Active	22	3	5	-2	-8.33%	24	4	0		2	P,S,T,M,VP SC	1		\$49.57				
50024	ITACOATIARA VELHA SERPA	12/12/1989	Active	25	1	5	-4	-13.79%	29	16	4		3	P,S,T,M,VP SC	2		\$30.31				
40768	JARU	01/11/1982	Active	24	2	0	2	9.09%	22		2			P,S,T,M,VP SC	3						
16437	JI-PARANA CENTRO	02/08/1972	Active	33	14	12	2	6.45%	31	7	1		3	P,S,T,M,VP SC	3		\$30.00				
36463	MANAUS AJURICABA	01/08/1979	Active	21	4	1	3	16.67%	18	46	0		2	P,S,T,M,VP SC	6		\$75.59				
49449	PIMENTA BUENO Exc Award (06/30/2023)	04/28/1989	Active	72	18	2	16	28.57%	56	6	0			P,S,T,M,VP SC	0		\$1,015.26				
16433	PORTO VELHO	07/30/1962	Active	10	0	0	0	0.00%	10		0		5	P,S,T,M,VP SC	19						
97224	PORTO VELHO RIO GUAPORE Exc Award (06/30/2021, 06/30/2024)	05/25/2006	Active	14	5	0	5	55.56%	9		2		2	P,S,T,M,VP SC	3		\$30.24				
16434	PORTO VELHO RIO MADEIRA	12/12/1968	Active(2)	13	4	0	4	44.44%	9		2			P,S,T,M,VP SC	1	90+ Days					



Club Health Assessment for District LA 1 through June 2025

					Status		Membership						Reports						Finance		LCIF
Club Number	Club Name	Charter Date			Current Member Count	YTD Members Added	YTD Members Dropped	YTD Net Growth	YTD Net Growth%	Member Count 12 Months Ago	Avg. length of service for dropped members	Months Since Last MMR ***	Yrs. Since Last Officer Report	President Rotation	Vice President Reported ****	Months Since Last Activity Report ***	Account Balance	Donations for current Fiscal Year			
			Number of times on status quo within last two years		If below 15 members appears				If net loss is greater than 20% appears			If no report in 3 months appears in	When more than one year appears in	Number of repeat terms	Notes the officers that do not have an active	If no report at 12 months appears in red					
40881	PRESIDENTE MEDICI	02/22/1982	Active		37	6	0	6	19.35%	31		0		2	P,S,T,M,VP SC	3		\$90.32			
36009	RIO BRANCO BARAO DO RIO BRANCO Exc Award (06/30/2017)	08/28/1978	Active		25	10	4	6	31.58%	19	26	1		2	P,S,T,M,VP SC	6		\$95.24			
129981	Rio Branco Centenário - CL Raimundo da Silva Maia	02/10/2017	Active		19	0	0	0	0.00%	19		4			P,S,T,M,VP SC	1		\$1,043.20			
56214	RIO BRANCO MARILDA GOUVEIA VIA	11/01/1994	Active		9	0	0	0	0.00%	9		13		4	P,S,T,M,VP SC	13		\$15.00			
40630	ROLIM DE MOURA Exc Award (06/30/2018)	12/21/1981	Active		37	2	1	1	2.78%	36	1	0			P,S,T,M,VP SC	2		\$114.80			
135475	Rolim de Moura Beira Rio	06/29/2018	Active		11	0	0	0	0.00%	11		13		2	P,S,T,M,VP SC	1					
32622	SENA MADUREIRA	07/26/1976	Active		19	1	3	-2	-9.52%	21	8	0		4	P,S,T,M,VP SC	11					
Current Total Clubs Count	YTD New Clubs Count	YTD Cancelled Clubs Count	YTD Net Club Gain	Current Total Members Count	YTD Add	YTD Drop	YTD Net Growth	YTD Net Growth %	Member Count 12 Months Ago	Average Member Count Per Club	% of Clubs with less than 20 members	% No MMR in 3 Months	% No Officer Report in 12 Months	% of Clubs with balance 90+ days	Number of Clubs in Status Quo	% Status Quo Clubs in Financial Suspension	Number of Cancelled Clubs	Average Cancelled Club Age	Members Lost Due to Cancellation	% of Clubs Cancelled for Non-Financial Reasons	
25	2	0	2	609	156	48	108	21.56%	501	24	40%	28%	0%	4%	0	0%	0	0	0	0%	

* - P - Priority Club. Cancellation Reasons: 1-Objectives/conduct, 2-Non-active club, 5-Non-existing club, 6-Disbanding, 7-Merger, 8-Financial Suspension, 9-District/Multiple District Dues.

** - Abbreviation: P-President, S-Secretary, T-Treasurer, M-Member Chairperson, VP-First Vice President, MC-Communications Chairperson, SC-Service Chairperson

*** - Abbreviation: N/R - Never reported using the Lions Clubs website, N/A - Not applicable, No password registered for the Lions Clubs website.

**** - Abbreviation: N - New, IP - Immediate Past, R - Repeat.



Club Health Assessment for District LA 2 through June 2025

			Status	Membership							Reports					Finance		LCIF
Club Number	Club Name	Charter Date		Current Member Count	YTD Members Added	YTD Members Dropped	YTD Net Growth	YTD Net Growth%	Member Count 12 Months Ago	Avg. length of service for dropped members	Months Since Last MMR ***	Yrs. Since Last Officer Report	President Rotation	Vice President Reported ****	Months Since Last Activity Report ***	Account Balance	Donations for current Fiscal Year	
			Number of times on status quo within last two years	If below 15 members appears					If net loss is greater than 20% appears			If no report in 3 months appears in	When more than one year appears in	Number of repeat terms	Notes the officers that do not have an active	If no report at 12 months appears in red		
Clubs more than two years old																		
58329	ALAGOINHAS OURO NEGRO DE ALAGO	05/29/1996	Active	26	4	0	4	18.18%	22		4			P,S,T,M,VP SC	4	90+ Days		
40431	CAMACAN	10/06/1981	Active	19	0	0	0	0.00%	19		1		2	P,S,T,M,VP SC	0			
39169	CAMPO FORMOSO	12/31/1980	Active(2)	18	0	6	-6	-25.00%	24	5	7		2	P,S,T,M,VP SC	6		\$84.84	
16459	CRUZ DAS ALMAS	09/07/1964	Active(2)	24	0	0	0	0.00%	24		15			P,S,T,M,VP SC	24+			
16461	IBICARAI	03/08/1966	Active(2)	15	2	1	1	7.14%	14	6	8			P,S,T,M,VP SC	4		\$110.62	
16463	ILHEUS CENTRO	03/10/1956	Active	45	9	16	-7	-13.46%	52	8	0		3	P,S,T,M,VP SC	0		\$1,179.61	
Exc Award (06/30/2018, 06/30/2022, 06/30/20)																		
59408	ILHEUS NORTE	04/25/1997	Active	37	5	2	3	8.82%	34	3	0			P,S,T,M,VP SC	0		\$46.53	
Exc Award (06/30/2019, 06/30/2022, 06/30/20)																		
34646	ILHEUS PONTAL	11/29/1977	Active	37	7	10	-3	-7.50%	40	6	0			P,S,T,M,VP SC	0		\$468.84	
Exc Award (06/30/2018, 06/30/2019)																		
32940	IRECE	11/10/1976	Active	38	6	3	3	8.57%	35	16	0			P,S,T,M,VP SC	0		\$329.57	
41181	ITABELA	04/09/1982	Active	38	8	7	1	2.70%	37	3	0		2	P,S,T,M,VP SC	1		\$200.40	
Exc Award (06/30/2024)																		
125024	ITABERABA	06/12/2015	Active	26	0	16	-16	-38.10%	42	8	0			P,S,T,M,VP SC	5			
Exc Award (06/30/2019)																		
16466	ITABUNA	06/26/1954	Active	53	17	10	7	15.22%	46	4	0		2	P,S,T,M,VP SC	1		\$290.80	
Exc Award (06/30/2022, 06/30/2023, 06/30/20)																		
16467	ITABUNA SUL	11/25/1969	Active	18	2	3	-1	-5.26%	19	29	6		8	P,S,T,M,VP SC	1			
39877	ITAMARAJU FATIMA	05/12/1981	Active(1)	41	11	2	9	28.13%	32	0	2		2	P,S,T,M,VP SC	1			
16472	JACOBINA	03/07/1964	Active	26	2	0	2	8.33%	24		1		2	P,S,T,M,VP SC	0	90+ Days	\$305.98	
16471	JEQUIE	01/22/1956	Active	11	2	0	2	22.22%	9		8		2	P,S,T,M,VP SC	0			
16474	JUAZEIRO	11/13/1960	Active	57	11	2	9	18.75%	48	43	1			P,S,T,M,VP SC	0		\$14.13	
84510	LAURO DE FREITAS QUATRO ESTACOES	12/09/2004	Active(3)	27	29	26	3	12.50%	24	7	0		5	P,S,T,M,VP SC	10			
Exc Award (06/30/2022)																		



Club Health Assessment for District LA 2 through June 2025

			Status	Membership							Reports					Finance		LCIF
Club Number	Club Name	Charter Date		Current Member Count	YTD Members Added	YTD Members Dropped	YTD Net Growth	YTD Net Growth%	Member Count 12 Months Ago	Avg. length of service for dropped members	Months Since Last MMR ***	Yrs. Since Last Officer Report	President Rotation	Vice President Reported ****	Months Since Last Activity Report ***	Account Balance	Donations for current Fiscal Year	
			Number of times on status quo within last two years	If below 15 members appears				If net loss is greater than 20% appears			If no report in 3 months appears in	When more than one year appears in	Number of repeat terms	Notes the officers that do not have an active	If no report at 12 months appears in red			
60810	MIMOSO DO OESTE Exc Award (06/30/2018)	05/27/1998	Active	23	3	0	3	15.00%	20		2		3	P,S,T,M,VP SC	7			
105996	MORRO DO CHAPEU Exc Award (06/30/2018)	06/25/2009	Active	23	0	1	-1	-4.17%	24	12	6			P,S,T,M,VP SC	2			
30107	PAULO AFONSO Exc Award (06/30/2018, 06/30/2022, 06/30/2023)	01/10/1975	Active	127	17	7	10	8.55%	117	3	0		2	P,S,T,M,VP SC	0		\$1,013.39	
136857	Queimadas	11/30/2018	Active	18	3	6	-3	-14.29%	21	5	7			P,S,T,M,VP SC	4	90+ Days	\$252.45	
122399	Ribeira do Pombal Exc Award (06/30/2021)	06/05/2014	Active	0	0	19	-19	-100.00%	19	10	0		None	P,S,T,M,VP SC	10			
67056	SALVADOR BARRA Exc Award (06/30/2018, 06/30/2022, 06/30/2023)	12/30/2002	Active	48	5	15	-10	-17.24%	58	6	0			P,S,T,M,VP SC	1			
16488	SALVADOR CENTRO Exc Award (06/30/2018, 06/30/2023)	03/21/1953	Active	21	4	5	-1	-4.55%	22	25	0			P,S,T,M,VP SC	10		\$148.26	
16480	SALVADOR ITAPAGIPE	11/11/1966	Active	18	0	0	0	0.00%	18		44		19	P,S,T,M,VP SC	2			
30600	SALVADOR PERIPERI Exc Award (06/30/2023)	04/14/1975	Active	14	4	5	-1	-6.67%	15	37	0		None	P,S,T,M,VP SC	8			
16482	SALVADOR SUDOESTE Exc Award (06/30/2018, 06/30/2019)	05/17/1965	Active	22	4	3	1	4.76%	21	40	0		23	P,S,T,M,VP SC	0			
36978	SANTA CRUZ Exc Award (06/30/2024)	04/24/1979	Active	73	0	23	-23	-23.96%	96	4	0			P,S,T,M,VP SC	2		\$1,913.19	
38615	SAO SEBASTIAO DO PASSE	06/27/1980	Active	14	0	0	0	0.00%	14		1			P,S,T,M,VP SC	1			
108392	SENHOR DO BONFIM VILA NOVA Exc Award (06/30/2019)	05/20/2010	Active	40	6	0	6	17.65%	34		0		2	P,S,T,M,VP SC	0			
45501	VALENCA Exc Award (06/30/2021, 06/30/2022, 06/30/2023)	11/25/1985	Active	22	4	12	-8	-26.67%	30	6	0		2	P,S,T,M,VP SC	1			
16494	VICTORIA DA CONQUISTA MONGOIO	04/08/1968	Active	34	0	0	0	0.00%	34		10		None	P,S,T,M,VP SC	5		\$13.60	
46419	XIQUE XIQUE	06/25/1986	Active(3)	37	0	0	0	0.00%	37		5		2	P,S,T,M,VP SC	1			



Club Health Assessment for District LA 2 through June 2025

Club Number Club Name		Charter Date	Status	Membership						Reports				Finance	LCIF		
				Current Member Count	YTD Members Added	YTD Members Dropped	YTD Net Growth	YTD Net Growth%	Member Count 12 Months Ago	Avg. length of service for dropped members	Months Since Last MMR ***	Yrs. Since Last Officer Report	President Rotation	Vice President Reported ****	Months Since Last Activity Report ***	Account Balance	Donations for current Fiscal Year
			Number of times on status quo within last two years	If below 15 members appears				If net loss is greater than 20% appears			If no report in 3 months appears in	When more than one year appears in	Number of repeat terms	Notes the officers that do not have an active	If no report at 12 months appears in red		

Clubs Cancelled Previous Fiscal Year – Clubs Cancelled within last 12 months may be reinstated

Club Number	Club Name	Charter Date	Current Status*	Cancellation Date
58956	IRECE CARAIBAS	12/30/1996	Cancelled(6*)	07/29/2023
154716	Itabatã	06/14/2023	Cancelled(8*)	06/29/2024
46418	SANTO ANTONIO DE JESUS	06/26/1986	Cancelled(6*)	07/29/2023

Current Total Clubs Count	YTD New Clubs Count	YTD Cancelled Clubs Count	YTD Net Club Gain	Current Total Members Count	YTD Add	YTD Drop	YTD Net Growth	YTD Net Growth %	Member Count 12 Months Ago	Average Member Count Per Club	% of Clubs with less than 20 members	% No MMR in 3 Months	% No Officer Report in 12 Months	% of Clubs with balance 90+ days	Number of Clubs in Status Quo	% Status Quo Clubs in Financial Suspension	Number of Cancelled Clubs	Average Cancelled Club Age	Members Lost Due to Cancellation	% of Clubs Cancelled for Non-Financial Reasons
34	0	0	0	1,090	165	200	-35	-3.11%	1,125	32	29%	32%	0%	9%	0	0%	0	0	0	0%

* - P - Priority Club. Cancellation Reasons: 1-Objectives/conduct, 2-Non-active club, 5-Non-existing club, 6-Disbanding, 7-Merger, 8-Financial Suspension, 9-District/Multiple District Dues.

** - Abbreviation: P-President, S-Secretary, T-Treasurer, M-Member Chairperson, VP-First Vice President, MC-Communications Chairperson, SC-Service Chairperson

*** - Abbreviation: N/R - Never reported using the Lions Clubs website, N/A - Not applicable, No password registered for the Lions Clubs website.

**** - Abbreviation: N - New, IP - Immediate Past, R - Repeat.



Club Health Assessment for District LA 3 through June 2025

			Status	Membership							Reports					Finance		LCIF		
Club Number	Club Name	Charter Date		Current Member Count	YTD Members Added	YTD Members Dropped	YTD Net Growth	YTD Net Growth%	Member Count 12 Months Ago	Avg. length of service for dropped members	Months Since Last MMR ***	Yrs. Since Last Officer Report	President Rotation	Vice President Reported ****	Months Since Last Activity Report ***	Account Balance	Donations for current Fiscal Year			
			Number of times on status quo within last two years	If below 15 members appears					If net loss is greater than 20% appears					If no report in 3 months appears in	When more than one year appears in	Number of repeat terms	Notes the officers that do not have an active	If no report at 12 months appears in red		
Clubs less than two years old																				
155972	Belo Jardim Terra de Músicos	10/19/2023	Active	17	1	5	-4	-19.05%	21	1	0		None	P,S,T,M,VP SC	0					
178868	Garanhuns CL Jurandy Pessoa de Araujo	10/01/2024	Active	18	22	4	18	100.00%	0	0	0			P,S,T,M,VP SC	1			\$1,607.35		
Clubs more than two years old																				
17072	ARACAJU	03/30/1954	Active(1)	4	0	2	-2	-33.33%	6	43	1			P,S,T,M,VP SC	6					
17073	ARACAJU ATALAIA	06/10/1966	Active	21	8	4	4	23.53%	17	1	0			P,S,T,M,VP SC	0			\$1,490.49		
Exc Award (06/30/2016, 06/30/2023, 06/30/20																				
142744	Aracaju Bertha Lutz	09/18/2020	Active	20	6	9	-3	-13.04%	23	2	0			P,S,T,M,VP SC	3					
Exc Award (06/30/2021)																				
127634	Aracaju Cirurgia	05/24/2016	Active	40	1	0	1	2.56%	39		1			P,S,T,M,VP SC	0			\$191.09		
Exc Award (06/30/2017, 06/30/2018, 06/30/20																				
78465	ARACAJU JOAO BEZERRA	03/19/2004	Active	28	2	2	0	0.00%	28	11	0			P,S,T,M,VP SC	0			\$260.82		
Exc Award (06/30/2019, 06/30/2024)																				
102404	ARACAJU NOVA GERACAO	06/12/2008	Active	29	0	2	-2	-6.45%	31	3	0			P,S,T,M,VP SC	0			\$141.54		
Exc Award (06/30/2016, 06/30/2018, 06/30/20																				
33548	ARACAJU PRAIA FORMOSA	03/30/1977	Active	20	2	0	2	11.11%	18		1		3	P,S,T,M,VP SC	0			\$2,160.90		
40141	ARACAJU SALGADO FILHO	06/15/1981	Active	28	2	2	0	0.00%	28	9	0			P,S,T,M,VP SC	0			\$1,117.42		
Exc Award (06/30/2016, 06/30/2020, 06/30/20																				
32946	ARACAJU SERIGY	11/15/1976	Active	30	1	5	-4	-11.76%	34	13	0			P,S,T,M,VP SC	0			\$167.34		
Exc Award (06/30/2016, 06/30/2023, 06/30/20																				
136231	Aracaju Sol Nascente	08/31/2018	Cancelled(6*)	0	1	24	-23	-100.00%	23	8	4		None	P,S,T,M,VP SC	6			\$1,000.00		
Exc Award (06/30/2023)																				
17074	ARAPIRACA	05/29/1966	Active(1)	19	0	4	-4	-17.39%	23	7	0			P,S,T,M,VP SC	24+			\$1,000.15		
Exc Award (06/30/2020)																				
17077	BELO JARDIM	06/08/1973	Active	18	0	4	-4	-18.18%	22	6	3		2	P,S,T,M,VP SC	11					
131398	Bom Conselho	06/19/2017	Active(2)	3	0	0	0	0.00%	3		0		3	P,S,T,M,VP SC	10					
17089	CARUARU	06/18/1966	Active	54	3	7	-4	-6.90%	58	21	0			P,S,T,M,VP SC	0			\$5,260.24		
Exc Award (06/30/2016, 06/30/2020, 06/30/20																				



Club Health Assessment for District LA 3 through June 2025

			Status	Membership							Reports					Finance		LCIF
Club Number	Club Name	Charter Date		Current Member Count	YTD Members Added	YTD Members Dropped	YTD Net Growth	YTD Net Growth%	Member Count 12 Months Ago	Avg. length of service for dropped members	Months Since Last MMR ***	Yrs. Since Last Officer Report	President Rotation	Vice President Reported ****	Months Since Last Activity Report ***	Account Balance	Donations for current Fiscal Year	
			Number of times on status quo within last two years	If below 15 members appears				If net loss is greater than 20% appears			If no report in 3 months appears in	When more than one year appears in	Number of repeat terms	Notes the officers that do not have an active	If no report at 12 months appears in red			
139645	Caruaru Capital do Forró	09/03/2019	Active	10	3	6	-3	-23.08%	13	1	0			P,S,T,M,VP SC	0			
	Exc Award (06/30/2022, 06/30/2023)																	
102403	CARUARU MESTRE VITALINO	06/12/2008	Active	25	1	0	1	4.17%	24		0			P,S,T,M,VP SC	11		\$1,039.27	
	Exc Award (06/30/2020, 06/30/2024)																	
126310	DELMIRO GOUVEIA	11/30/2015	Active	14	1	2	-1	-6.67%	15	5	0			P,S,T,M,VP SC	1			
	Exc Award (06/30/2019)																	
102101	ESCADA MATA SUL	05/15/2008	Active(2)	10	0	0	0	0.00%	10		19	1	None	P,S,T,M,VP SC	10			
106422	ESTANCIA CIDADE JARDIM	03/25/2010	Cancelled(8*)	0	0	9	-9	-100.00%	9	9	6	1	None	P,S,T,M,VP SC	13	90+ Days		
17096	GARANHUNS	06/17/1956	Active	27	1	20	-19	-41.30%	46	14	2			P,S,T,M,VP SC	2		\$5,131.61	
	Exc Award (06/30/2016, 06/30/2019, 06/30/20)																	
99830	GARANHUNS CIDADE DAS FLORES	06/29/2007	Active	10	1	7	-6	-37.50%	16	4	1			P,S,T,M,VP SC	6		\$140.00	
	Exc Award (06/30/2019, 06/30/2020, 06/30/20)																	
41987	JABOATAO CANDEIAS	11/10/1982	Active	6	1	0	1	20.00%	5		0		6	P,S,T,M,VP SC	10			
17105	MACEIO CENTRO	05/25/1954	Active	12	0	0	0	0.00%	12		15	1	None	P,S,T,M,VP SC	11		\$1,000.10	
	Exc Award (06/30/2016)																	
108272	MACEIO CL EDMILSON DE VASCONCELOS PONTES	05/11/2010	Active	21	0	2	-2	-8.70%	23	10	1			P,S,T,M,VP SC	10		\$3,000.25	
	Exc Award (06/30/2016, 06/30/2023, 06/30/20)																	
17107	MACEIO FAROL	03/10/1966	Active	12	1	5	-4	-25.00%	16	18	1			P,S,T,M,VP SC	0		\$1,000.13	
	Exc Award (06/30/2021)																	
59272	MACEIO JACARECICA	03/26/1997	Active	28	2	5	-3	-9.68%	31	4	2			P,S,T,M,VP SC	0		\$3,100.21	
	Exc Award (06/30/2016, 06/30/2023, 06/30/20)																	
29921	MACEIO JATIUCA	11/06/1974	Active	18	4	7	-3	-14.29%	21	10	0			P,S,T,M,VP SC	0		\$65.93	
	Exc Award (06/30/2016)																	
17106	MACEIO LAGOA	02/17/1968	Active	23	0	1	-1	-4.17%	24	22	7			P,S,T,M,VP SC	0		\$95.81	
	Exc Award (06/30/2023)																	
150475	Maceio Mãe Natureza	04/11/2022	Active	14	3	6	-3	-17.65%	17	3	1			P,S,T,M,VP SC	1		\$9.19	
17108	MACEIO PAJUCARA	05/28/1966	Active	20	0	3	-3	-13.04%	23	23	1		2	P,S,T,M,VP SC	11		\$1,000.14	
	Exc Award (06/30/2019)																	




Club Health Assessment for District LA 3 through June 2025

			Status	Membership						Reports					Finance		LCIF
Club Number	Club Name	Charter Date		Current Member Count	YTD Members Added	YTD Members Dropped	YTD Net Growth	YTD Net Growth%	Member Count 12 Months Ago	Avg. length of service for dropped members	Months Since Last MMR ***	Yrs. Since Last Officer Report	President Rotation	Vice President Reported ****	Months Since Last Activity Report ***	Account Balance	Donations for current Fiscal Year
			Number of times on status quo within last two years	If below 15 members appears				If net loss is greater than 20% appears			If no report in 3 months appears in	When more than one year appears in	Number of repeat terms	Notes the officers that do not have an active	If no report at 12 months appears in red		
121984	Maceio Planalto da Jacutinga	04/24/2014	Active	28	0	0	0	0.00%	28		7		4	P,S,T,M,VP SC	0		\$52.26
	Exc Award (06/30/2016, 06/30/2024)																
127262	Maceió Ponta Verde	04/12/2016	Active	34	7	7	0	0.00%	34	6	0			P,S,T,M,VP SC	0		\$56.06
	Exc Award (06/30/2018, 06/30/2019, 06/30/2020)																
122284	Maceio Prof Regis Cansancao Mota	05/30/2014	Active(1)	5	0	5	-5	-50.00%	10	7	1		5	P,S,T,M,VP SC	14		
	Exc Award (06/30/2016)																
137838	Maceió Professora Luzia Pinto	05/13/2019	Active	32	3	7	-4	-11.11%	36	5	1			P,S,T,M,VP SC	0		
	Exc Award (06/30/2021)																
66311	MACEIO-JARBAS OITICICA	06/21/2002	Active	25	9	3	6	31.58%	19	18	0			P,S,T,M,VP SC	0		\$1,000.04
	Exc Award (06/30/2016, 06/30/2018, 06/30/2020)																
105418	MARUIM JOSILDA DE MELO DANTAS	05/11/2009	Active	17	0	0	0	0.00%	17		13		3	P,S,T,M,VP SC	11		
29221	PALMARES	04/30/1974	Active	13	2	2	0	0.00%	13	14	8		3	P,S,T,M,VP SC	0		
	Exc Award (06/30/2016, 06/30/2024)																
153551	Penedo Imperial	02/14/2023	Cancelled(8*)	0	0	9	-9	-100.00%	9	2	7		None	P,S,T,M,VP SC	20	90+ Days	
17124	RECIFE AFOGADOS	12/03/1968	Active	12	0	0	0	0.00%	12		2		2	P,S,T,M,VP SC	0		\$86.80
17128	RECIFE BOA VIAGEM	11/16/1959	Active	26	5	1	4	18.18%	22	3	0		2	P,S,T,M,VP SC	0		\$761.37
	Exc Award (06/30/2019)																
17125	RECIFE CAXANGA	09/22/1969	Active	4	0	2	-2	-33.33%	6	25	6		4	P,S,T,M,VP SC	0		\$21.12
17126	RECIFE CENTRO	12/19/1953	Active	19	0	0	0	0.00%	19		12		2	P,S,T,M,VP SC	0		\$36.95
	Exc Award (06/30/2016, 06/30/2018, 06/30/2020)																
146705	Recife Consular	06/15/2021	Active	8	0	0	0	0.00%	8		12		5	P,S,T,M,VP SC	10		
57503	RECIFE GALILEU GALILEI	11/13/1995	Active	14	0	0	0	0.00%	14		14		3	P,S,T,M,VP SC	8		
	Exc Award (06/30/2016, 06/30/2023)																
38622	RECIFE GUARARAPES	06/29/1980	Active	28	1	1	0	0.00%	28	17	6		2	P,S,T,M,VP SC	0		\$1,392.74
	Exc Award (06/30/2016, 06/30/2017, 06/30/2020)																
17132	RECIFE JARDIM SAO PAULO	03/17/1970	Active	18	1	0	1	5.88%	17		0		2	P,S,T,M,VP SC	0		\$72.80
	Exc Award (06/30/2021, 06/30/2023)																
17134	RECIFE PARNAMIRIN	06/04/1960	Active	25	0	2	-2	-7.41%	27	16	5		2	P,S,T,M,VP SC	0		\$2,921.12



Club Health Assessment for District LA 3 through June 2025



Club Number	Club Name	Charter Date	Status	Membership							Reports				Finance		LCIF
				Current Member Count	YTD Members Added	YTD Members Dropped	YTD Net Growth	YTD Net Growth%	Member Count 12 Months Ago	Avg. length of service for dropped members	Months Since Last MMR ***	Yrs. Since Last Officer Report	President Rotation	Vice President Reported ****	Months Since Last Activity Report ***	Account Balance	
			Number of times on status quo within last two years	If below 15 members appears				If net loss is greater than 20% appears			If no report in 3 months appears in	When more than one year appears in	Number of repeat terms	Notes the officers that do not have an active	If no report at 12 months appears in red		
58313	RECIFE SETUBAL	05/21/1996	Active	18	1	1	0	0.00%	18	20	0			P,S,T,M,VP SC	0		\$712.47
Exc Award (06/30/2016, 06/30/2021)																	
68951	RECIFE VENEZA BRASILEIRA	06/10/2003	Active(3)	10	0	0	0	0.00%	10		18	1	None	P,S,T,M,VP SC	18		
17138	SANTANA DO IPANEMA JOSE FONTES BARROS	11/16/1969	Active	27	8	2	6	28.57%	21	7	3		None	P,S,T,M,VP SC	1		
Exc Award (06/30/2016, 06/30/2023)																	
52688	TEOTONIO VILELA	03/13/1992	Active	10	0	0	0	0.00%	10		20	1	None	P,S,T,M,VP SC	11		
130959	Vitória Centenário	05/23/2017	Active(3)	8	1	5	-4	-33.33%	12	6	1		2	P,S,T,M,VP SC	2		

Clubs Cancelled Previous Fiscal Year – Clubs Cancelled within last 12 months may be reinstated

Club Number	Club Name	Charter Date	Current Status*	Cancellation Date
17133	RECIFE CASA AMARELA	04/25/1969	Cancelled(6*)	06/29/2024

Current Total Clubs Count	YTD New Clubs Count	YTD Cancelled Clubs Count	YTD Net Club Gain	Current Total Members Count	YTD Add	YTD Drop	YTD Net Growth	YTD Net Growth %	Member Count 12 Months Ago	Average Member Count Per Club	% of Clubs with less than 20 members	% No MMR in 3 Months	% No Officer Report in 12 Months	% of Clubs with balance 90+ days	Number of Clubs in Status Quo	% Status Quo Clubs in Financial Suspension	Number of Cancelled Clubs	Average Cancelled Club Age	Members Lost Due to Cancellation	% of Clubs Cancelled for Non-Financial Reasons
51	1	3	-2	980	105	194	-89	-8.33%	1,069	19	55%	31%	8%	0%	0	0%	3	26	42	33%

* - P - Priority Club. Cancellation Reasons: 1-Objectives/conduct, 2-Non-active club, 5-Non-existing club, 6-Disbanding, 7-Merger, 8-Financial Suspension, 9-District/Multiple District Dues.

** - Abbreviation: P-President, S-Secretary, T-Treasurer, M-Member Chairperson, VP-First Vice President, MC-Communications Chairperson, SC-Service Chairperson

*** - Abbreviation: N/R - Never reported using the Lions Clubs website, N/A - Not applicable, No password registered for the Lions Clubs website.

**** - Abbreviation: N - New, IP - Immediate Past, R - Repeat.



Club Health Assessment for District LA 4 through June 2025

			Status	Membership							Reports					Finance		LCIF
Club Number	Club Name	Charter Date		Current Member Count	YTD Members Added	YTD Members Dropped	YTD Net Growth	YTD Net Growth%	Member Count 12 Months Ago	Avg. length of service for dropped members	Months Since Last MMR ***	Yrs. Since Last Officer Report	President Rotation	Vice President Reported ****	Months Since Last Activity Report ***	Account Balance	Donations for current Fiscal Year	
			Number of times on status quo within last two years	If below 15 members appears					If net loss is greater than 20% appears			If no report in 3 months appears in	When more than one year appears in	Number of repeat terms	Notes the officers that do not have an active	If no report at 12 months appears in red		
Clubs more than two years old																		
37343	ACARAU	06/25/1979	Active	29	3	1	2	7.41%	27	46	0		2	P,S,T,M,VP SC	0		\$50.16	
29129	CAMOCIM	04/23/1974	Active	22	1	0	1	4.76%	21		0		2	P,S,T,M,VP SC	0			
17151	CAMPOS SALES	09/02/1967	Active(2)	18	0	10	-10	-35.71%	28	19	0			P,S,T,M,VP SC	0			
17153	CANINDE	02/02/1964	Cancelled(8*)	0	0	18	-18	-100.00%	18	3	3		None	P,S,T,M,VP SC	5	90+ Days		
55391	CAUCAIA	03/14/1994	Active	73	5	3	2	2.82%	71	8	0			P,S,T,M,VP SC	0		\$3,718.09	
Exc Award (06/30/2017, 06/30/2021)																		
130651	Caucaia Centenário Litoral	05/03/2017	Active	12	3	11	-8	-40.00%	20	4	0			P,S,T,M,VP SC	0			
Exc Award (06/30/2021, 06/30/2022, 06/30/20)																		
17155	CRATEUS	02/17/1957	Active	31	3	11	-8	-20.51%	39	8	0		2	P,S,T,M,VP SC	0		\$248.86	
Exc Award (06/30/2018)																		
119421	CRATEUS SERTOES	05/21/2013	Active	23	7	7	0	0.00%	23	4	0		2	P,S,T,M,VP SC	0			
17156	CRATO	09/08/1955	Active	16	1	6	-5	-23.81%	21	10	3			P,S,T,M,VP SC	0			
58533	CRUZ	06/26/1996	Active	17	1	1	0	0.00%	17	17	0			P,S,T,M,VP SC	2			
29493	FORTALEZA ASSUNCAO	06/19/1974	Active	17	1	3	-2	-10.53%	19	10	0			P,S,T,M,VP SC	1		\$1,183.74	
17161	FORTALEZA FATIMA	09/02/1970	Active	23	1	4	-3	-11.54%	26	30	0		2	P,S,T,M,VP SC	0		\$686.02	
55392	FORTALEZA GLORIA	03/07/1994	Cancelled(8*)	0	0	10	-10	-100.00%	10	1	0		None	P,S,T,M,VP SC	5	90+ Days		
17162	FORTALEZA GUARANI	11/06/1966	Active(1)	7	0	0	0	0.00%	7		72	2	None	P,S,T,M,VP SC	22	90+ Days		
17163	FORTALEZA IRACEMA	09/03/1960	Active	30	5	5	0	0.00%	30	1	0			P,S,T,M,VP SC	1			
17164	FORTALEZA JANGADA	02/04/1964	Active(2)	20	4	6	-2	-9.09%	22	14	1			P,S,T,M,VP SC	8			
36467	FORTALEZA M JONES	01/15/1979	Active	25	6	3	3	13.64%	22	20	0			P,S,T,M,VP SC	0		\$1,002.82	
Exc Award (06/30/2022)																		
47300	FORTALEZA MONDUBIM	05/05/1987	Active	23	0	0	0	0.00%	23		48			P,S,T,M,VP SC	0			
56354	FORTALEZA MULHER RENDEIRA	12/28/1994	Active	25	0	3	-3	-10.71%	28	9	2			P,S,T,M,VP SC	0		\$15.00	
17166	FORTALEZA PARQUELANDIA	11/15/1971	Active	45	13	8	5	12.50%	40	14	0			P,S,T,M,VP SC	1	90+ Days	\$45.68	
143826	Fortaleza Terra da Luz	12/10/2020	Cancelled(6*)	0	0	20	-20	-100.00%	20	4	0		None	P,S,T,M,VP SC	2			



Club Health Assessment for District LA 4 through June 2025


			Status	Membership							Reports					Finance	LCIF
Club Number	Club Name	Charter Date		Current Member Count	YTD Members Added	YTD Members Dropped	YTD Net Growth	YTD Net Growth%	Member Count 12 Months Ago	Avg. length of service for dropped members	Months Since Last MMR ***	Yrs. Since Last Officer Report	President Rotation	Vice President Reported ****	Months Since Last Activity Report ***	Account Balance	Donations for current Fiscal Year
			Number of times on status quo within last two years	If below 15 members appears				If net loss is greater than 20% appears			If no report in 3 months appears in	When more than one year appears in	Number of repeat terms	Notes the officers that do not have an active	If no report at 12 months appears in red		
32864	FORTALEZA TIRADENTES	10/27/1976	Cancelled(6*)	0	0	8	-8	-100.00%	8	25	0		None	P,S,T,M,VP SC	5		
32533	FORTALEZA VERDES MARES	06/20/1976	Active	20	4	8	-4	-16.67%	24	8	0			P,S,T,M,VP SC	0		\$186.08
17169	IGUATU	05/04/1963	Active(1)	11	1	2	-1	-8.33%	12	5	8			P,S,T,M,VP SC	0		
130154	Iguatu Centenário João Alves Bezerra Exc Award (06/30/2021)	04/06/2017	Active(3)	9	13	16	-3	-25.00%	12	3	0			P,S,T,M,VP SC	0		
154714	Itapipoca Terra dos Três Climas	06/21/2023	Cancelled(8*)	0	0	21	-21	-100.00%	21	2	0	1	None	P,S,T,M,VP SC	2	90+ Days	
17173	JUAZEIRO DO NORTE	07/22/1956	Active	16	1	0	1	6.67%	15		8			P,S,T,M,VP SC	1		\$100.00
118984	LAVRAS DA MANGABEIRA OLIVIO BATISTA LIMA	03/20/2013	Active(1)	13	6	5	1	8.33%	12	9	0		2	P,S,T,M,VP SC	0		
17176	MARANGUAPE	02/14/1960	Active	17	3	1	2	13.33%	15	2	2			P,S,T,M,VP SC	0		
17177	MOMBACA Exc Award (06/30/2017)	03/25/1966	Active	40	1	8	-7	-14.89%	47	7	0			P,S,T,M,VP SC	0		\$50.00
115095	MOMBAÇA PRINCESA DO MEL	09/20/2011	Active(1)	16	2	1	1	6.67%	14	10	1			P,S,T,M,VP SC	0		
17179	NOVA RUSSAS	02/11/1968	Active	59	23	5	18	43.90%	41	4	0			P,S,T,M,VP SC	0		\$208.39
17187	SOBRAL CAICARA	11/07/1964	Active	21	2	1	1	5.00%	20	20	0			P,S,T,M,VP SC	0		
101014	SOBRAL PRINCESA DO NORTE	03/31/2008	Active	14	0	2	-2	-12.50%	16	13	23			P,S,T,M,VP SC	0		
17186	SOBRAL RIBEIRO RAMOS	10/31/1954	Active	16	0	0	0	0.00%	16		47			P,S,T,M,VP SC	2	90+ Days	
17189	TAUA	12/26/1964	Active	59	12	1	11	22.92%	48	0	0		2	P,S,T,M,VP SC	0	90+ Days	\$198.06
105708	UNIVERSITARIO DO CARIRI	06/17/2009	Active	33	8	0	8	32.00%	25		0		2	P,S,T,M,VP SC	1		
133582	Uruburetama Centenário CL José de Araújo	01/17/2018	Active	18	8	0	8	80.00%	10		0			P,S,T,M,VP SC	0		\$574.07
17192	VARZEA ALEGRE	03/28/1965	Active	32	7	4	3	10.34%	29	5	1		2	P,S,T,M,VP SC	0		

Clubs Cancelled Previous Fiscal Year – Clubs Cancelled within last 12 months may be reinstated

Club Number	Club Name	Charter Date	Current Status*	Cancellation Date
17150	BREJO SANTO	10/27/1963	Cancelled(8*)	06/29/2024



Club Health Assessment for District LA 4 through June 2025



Club Number	Club Name	Charter Date	Status	Membership								Reports				Finance		LCIF		
				Current Member Count	YTD Members Added	YTD Members Dropped	YTD Net Growth	YTD Net Growth%	Member Count 12 Months Ago	Avg. length of service for dropped members	Months Since Last MMR ***	Yrs. Since Last Officer Report	President Rotation	Vice President Reported ****	Months Since Last Activity Report ***	Account Balance	Donations for current Fiscal Year			
			Number of times on status quo within last two years	If below 15 members appears			If net loss is greater than 20% appears				If no report in 3 months appears in	When more than one year appears in	Number of repeat terms	Notes the officers that do not have an active		If no report at 12 months appears in red				
17157	CRATO SIQUEIRA CAMPOS	06/15/1966	Cancelled(8*)	12/29/2023																
119620	Independencia	06/11/2013	Cancelled(8*)	12/29/2023																
134024	Senador Pompeu Centenário Águas do Patu	03/23/2018	Cancelled(8*)	06/29/2024																
Current Total Clubs Count	YTD New Clubs Count	YTD Cancelled Clubs Count	YTD Net Club Gain	Current Total Members Count	YTD Add	YTD Drop	YTD Net Growth	YTD Net Growth %	Member Count 12 Months Ago	Average Member Count Per Club	% of Clubs with less than 20 members	% No MMR in 3 Months	% No Officer Report in 12 Months	% of Clubs with balance 90+ days	Number of Clubs in Status Quo	% Status Quo Clubs in Financial Suspension	Number of Cancelled Clubs	Average Cancelled Club Age	Members Lost Due to Cancellation	% of Clubs Cancelled for Non-Financial Reasons
34	0	5	-5	850	145	213	-68	-7.41%	917	25	44%	21%	3%	12%	0	0%	5	56	77	-40%

* - P - Priority Club. Cancellation Reasons: 1-Objectives/conduct, 2-Non-active club, 5-Non-existing club, 6-Disbanding, 7-Merger, 8-Financial Suspension, 9-District/Multiple District Dues.

** - Abbreviation: P-President, S-Secretary, T-Treasurer, M-Member Chairperson, VP-First Vice President, MC-Communications Chairperson, SC-Service Chairperson

*** - Abbreviation: N/R - Never reported using the Lions Clubs website, N/A - Not applicable, No password registered for the Lions Clubs website.

**** - Abbreviation: N - New, IP - Immediate Past, R - Repeat.



Club Health Assessment for District LA 5 through June 2025

			Status	Membership						Reports					Finance	LCIF	
Club Number	Club Name	Charter Date		Current Member Count	YTD Members Added	YTD Members Dropped	YTD Net Growth	YTD Net Growth%	Member Count 12 Months Ago	Avg. length of service for dropped members	Months Since Last MMR ***	Yrs. Since Last Officer Report	President Rotation	Vice President Reported ****	Months Since Last Activity Report ***	Account Balance	Donations for current Fiscal Year
			Number of times on status quo within last two years	If below 15 members appears				If net loss is greater than 20% appears			If no report in 3 months appears in	When more than one year appears in	Number of repeat terms	Notes the officers that do not have an active	If no report at 12 months appears in red		
Clubs less than two years old																	
182199	Carnaúba dos Dantas Terra da Música	05/14/2025	Newly Chartered	24	24	0	24	100.00%	0		0			P,S,T,M,VP SC	1		
156106	Cerro Corá	09/26/2023	Active	27	8	13	-5	-15.63%	32	1	0			P,S,T,M,VP SC	3		
179201	Currais Novos Diabetes	10/21/2024	Active	18	22	4	18	100.00%	0	5	2			P,S,T,M,VP SC	0		
157782	João Pessoa Hellen Keller	04/02/2024	Active	19	3	8	-5	-20.83%	24	6	0		2	P,S,T,M,VP SC	3		\$4.50
Clubs more than two years old																	
17070	ACU	04/23/1966	Active	33	7	0	7	26.92%	26		0			P,S,T,M,VP SC	1		\$1,021.08
30642	ARARIPINA	04/30/1975	Active	23	0	2	-2	-8.00%	25	8	1			P,S,T,M,VP SC	1		\$2,000.57
17075	ARCOVERDE	12/14/1965	Active(1)	22	6	5	1	4.76%	21	14	0			P,S,T,M,VP SC	2		
68888	CABROBO NOVO MILENIO	05/06/2003	Active	25	0	2	-2	-7.41%	27	2	3			P,S,T,M,VP SC	4		
17084	CAICO	02/24/1962	Active	93	14	10	4	4.49%	89	3	1			P,S,T,M,VP SC	0		\$4,106.58
Exc Award (06/30/2021, 06/30/2022, 06/30/20)																	
17087	CAMPINA GRANDE	11/12/1955	Active	17	2	0	2	13.33%	15		10			P,S,T,M,VP SC	3		
17088	CAMPINA GRANDE PRATA	06/01/1966	Active	18	2	5	-3	-14.29%	21	11	0			P,S,T,M,VP SC	0		\$1,103.59
Exc Award (06/30/2018)																	
38864	CATOLE DO ROCHA	08/28/1980	Active	88	21	16	5	6.02%	83	14	0			P,S,T,M,VP SC	2		\$18,945.34
Exc Award (06/30/2023)																	
154053	Currais Novos Amigos Conectados	04/04/2023	Active	46	8	3	5	12.20%	41	1	1			P,S,T,M,VP SC	0		\$1,006.24
Exc Award (06/30/2024)																	
117070	CURRAIS NOVOS SCHEELITA	06/06/2012	Active	70	9	24	-15	-17.65%	85	4	0			P,S,T,M,VP SC	0		\$3,048.81
Exc Award (06/30/2021, 06/30/2022, 06/30/20)																	
59409	GOIANINHA	04/24/1997	Active(2)	13	0	4	-4	-23.53%	17	7	0			P,S,T,M,VP SC	6		
17101	JOAO PESSOA	11/25/1954	Active	35	8	3	5	16.67%	30	3	2			P,S,T,M,VP SC	1		\$1,063.07
Exc Award (06/30/2022)																	
120407	João Pessoa Cidade das Acácias	09/24/2013	Active	14	1	1	0	0.00%	14	6	0			P,S,T,M,VP SC	3		
41988	JOAO PESSOA NORTE	11/22/1982	Active	4	0	4	-4	-50.00%	8	18	1		4	P,S,T,M,VP SC	7		



Club Health Assessment for District LA 5 through June 2025

			Status	Membership							Reports					Finance		LCIF
Club Number	Club Name	Charter Date		Current Member Count	YTD Members Added	YTD Members Dropped	YTD Net Growth	YTD Net Growth%	Member Count 12 Months Ago	Avg. length of service for dropped members	Months Since Last MMR ***	Yrs. Since Last Officer Report	President Rotation	Vice President Reported ****	Months Since Last Activity Report ***	Account Balance	Donations for current Fiscal Year	
			Number of times on status quo within last two years	If below 15 members appears				If net loss is greater than 20% appears			If no report in 3 months appears in	When more than one year appears in	Number of repeat terms	Notes the officers that do not have an active	If no report at 12 months appears in red			
17102	JOAO PESSOA TAMBAU Exc Award (06/30/2018)	12/12/1968	Active	36	3	4	-1	-2.70%	37	6	4			P,S,T,M,VP SC	1		\$268.24	
54695	JOAO PESSOA VERDES MARES	06/30/1993	Active	21	9	8	1	5.00%	20	4	0		2	P,S,T,M,VP SC	0		\$2,059.28	
64324	JOAO PESSOA-TERCEIRO MILENIO	05/21/2001	Active(2)	6	0	0	0	0.00%	6		18	1	None	P,S,T,M,VP SC	23			
151862	Lagoa Nova Rainha da Serra Exc Award (06/30/2023)	07/21/2022	Active	40	8	8	0	0.00%	40	1	2		2	P,S,T,M,VP SC	0		\$9.62	
55809	MACAIBA AUTA DE SOUZA	06/10/1994	Active	20	0	1	-1	-4.76%	21	0	3			P,S,T,M,VP SC	0		\$2,175.35	
17104	MACAU Exc Award (06/30/2023)	02/05/1956	Active	153	6	16	-10	-6.14%	163	7	0			P,S,T,M,VP SC	0		\$77.89	
17109	MOSSORO	01/13/1957	Active(2)	30	0	0	0	0.00%	30		7		2	P,S,T,M,VP SC	8			
17110	MOSSORO ABOLICAO Exc Award (06/30/2023, 06/30/2024)	03/31/1967	Active	75	11	6	5	7.14%	70	5	0			P,S,T,M,VP SC	0		\$1,026.60	
17115	NATAL Exc Award (06/30/2024)	12/06/1954	Active	39	2	2	0	0.00%	39	8	0			P,S,T,M,VP SC	0		\$1,020.70	
143477	Natal Futuras Gerações Exc Award (06/30/2022)	11/03/2020	Active(1)	10	0	0	0	0.00%	10		13		2	P,S,T,M,VP SC	5			
39054	NATAL LAGOA NOVA Exc Award (06/30/2024)	11/11/1980	Active	39	2	0	2	5.41%	37		0			P,S,T,M,VP SC	0		\$1,152.77	
17111	NATAL LESTE	01/27/1962	Active	13	0	2	-2	-13.33%	15	30	9		9	P,S,T,M,VP SC	0	90+ Days	\$1,001.14	
17112	NATAL NORTE	04/22/1966	Active(1)	15	0	9	-9	-37.50%	24	2	11		2	P,S,T,M,VP SC	0			
46043	NATAL PONTA NEGRA	04/24/1986	Active	24	5	0	5	26.32%	19		2		2	P,S,T,M,VP SC	0		\$11.44	
54495	NATAL POTENGI	05/21/1993	Active	31	2	2	0	0.00%	31	30	2		3	P,S,T,M,VP SC	0		\$1,881.13	
17113	NATAL REIS MAGOS Exc Award (06/30/2023, 06/30/2024)	01/24/1967	Active	59	19	8	11	22.92%	48	7	1		2	P,S,T,M,VP SC	0	90+ Days	\$4,022.91	
44984	NATAL SUL Exc Award (06/30/2023)	05/13/1985	Active	28	0	0	0	0.00%	28		13			P,S,T,M,VP SC	0		\$32.66	
17114	NOVA CRUZ	03/18/1970	Active	47	1	3	-2	-4.08%	49	18	0		3	P,S,T,M,VP SC	2			



Club Health Assessment for District LA 5 through June 2025

			Status	Membership							Reports				Finance		LCIF
Club Number	Club Name	Charter Date		Current Member Count	YTD Members Added	YTD Members Dropped	YTD Net Growth	YTD Net Growth%	Member Count 12 Months Ago	Avg. length of service for dropped members	Months Since Last MMR ***	Yrs. Since Last Officer Report	President Rotation	Vice President Reported ****	Months Since Last Activity Report ***	Account Balance	Donations for current Fiscal Year
			Number of times on status quo within last two years	If below 15 members appears				If net loss is greater than 20% appears			If no report in 3 months appears in	When more than one year appears in	Number of repeat terms	Notes the officers that do not have an active	If no report at 12 months appears in red		
137966	Ouricuri Marinho Mendes	04/23/2019	Cancelled(6*)	0	0	21	-21	-100.00%	21	5	6		None	P,S,T,M,VP SC	8	90+ Days	
99709	OURICURI SERTAO	06/22/2007	Active(2)	9	0	3	-3	-25.00%	12	5	0			P,S,T,M,VP SC	0		
154717	Parelhas Sorriso do Seridó	06/21/2023	Active	37	16	8	8	27.59%	29	1	1			P,S,T,M,VP SC	0		
	Exc Award (06/30/2024)																
111429	PARNAMIRIM TRAMPOLIM DA VITÓRIA	06/20/2011	Active	12	1	7	-6	-33.33%	18	1	2			P,S,T,M,VP SC	0		\$6.13
17121	PESQUEIRA	01/12/1968	Active(1)	24	0	1	-1	-4.00%	25	9	1		9	P,S,T,M,VP SC	3		
37347	PETROLANDIA	06/25/1979	Active(1)	53	5	2	3	6.00%	50	24	1			P,S,T,M,VP SC	0		\$1,023.30
	Exc Award (06/30/2022, 06/30/2023, 06/30/2024)																
17122	PETROLINA	06/29/1973	Active	72	11	4	7	10.77%	65	5	0			P,S,T,M,VP SC	4		\$2,023.04
	Exc Award (06/30/2023)																
56628	PETROLINA-CENTENARIO	03/09/1995	Active(1)	12	0	2	-2	-14.29%	14	9	2			P,S,T,M,VP SC	0		\$2,028.66
17136	SALGUEIRO	02/08/1972	Active	20	1	3	-2	-9.09%	22	3	0			P,S,T,M,VP SC	0		
40884	SANTA RITA	02/16/1982	Active	6	0	0	0	0.00%	6		16		5	P,S,T,M,VP SC	0		
51787	SAO BENTO	06/14/1991	Active	54	4	11	-7	-11.48%	61	10	1			P,S,T,M,VP SC	13		\$2,242.66
59625	SAO JOSE DE MIPIBU	05/29/1997	Active	15	0	1	-1	-6.25%	16	5	2		5	P,S,T,M,VP SC	0		\$1,001.74
127291	Tacaratu	05/05/2016	Active	23	0	0	0	0.00%	23		13			P,S,T,M,VP SC	0		\$20.14
47302	TRINDADE	05/12/1987	Active(2)	22	27	22	5	29.41%	17	20	0		2	P,S,T,M,VP SC	0	90+ Days	


Clubs Cancelled Previous Fiscal Year – Clubs Cancelled within last 12 months may be reinstated

Club Number	Club Name	Charter Date	Current Status*	Cancellation Date
59719	SAO GONCALO DO AMARANTE	06/24/1997	Cancelled(8*)	07/29/2023

Current Total Clubs Count	YTD New Clubs Count	YTD Cancelled Clubs Count	YTD Net Club Gain	Current Total Members Count	YTD Add	YTD Drop	YTD Net Growth	YTD Net Growth %	Member Count 12 Months Ago	Average Member Count Per Club	% of Clubs with less than 20 members	% No MMR in 3 Months	% No Officer Report in 12 Months	% of Clubs with balance 90+ days	Number of Clubs in Status Quo	% Status Quo Clubs in Financial Suspension	Number of Cancelled Clubs	Average Cancelled Club Age	Members Lost Due to Cancellation	% of Clubs Cancelled for Non-Financial Reasons
49	2	1	1	1,634	268	258	10	0.62%	1,624	33	33%	24%	2%	8%	0	0%	1	32	21	0%



Club Health Assessment for District LA 5 through June 2025

			Status	Membership							Reports					Finance	LCIF
Club Number	Club Name	Charter Date		Current Member Count	YTD Members Added	YTD Members Dropped	YTD Net Growth	YTD Net Growth%	Member Count 12 Months Ago	Avg. length of service for dropped members	Months Since Last MMR ***	Yrs. Since Last Officer Report	President Rotation	Vice President Reported ****	Months Since Last Activity Report ***	Account Balance	Donations for current Fiscal Year
			Number of times on status quo within last two years	If below 15 members appears				If net loss is greater than 20% appears			If no report in 3 months appears in	When more than one year appears in	Number of repeat terms	Notes the officers that do not have an active	If no report at 12 months appears in red		

* - P - Priority Club. Cancellation Reasons: 1-Objectives/conduct, 2-Non-active club, 5-Non-existing club, 6-Disbanding, 7-Merger, 8-Financial Suspension, 9-District/Multiple District Dues.
** - Abbreviation: P-President, S-Secretary, T-Treasurer, M-Member Chairperson, VP-First Vice President, MC-Communications Chairperson, SC-Service Chairperson
*** - Abbreviation: N/R - Never reported using the Lions Clubs website, N/A - Not applicable, No password registered for the Lions Clubs website.
**** - Abbreviation: N - New, IP - Immediate Past, R - Repeat.



Club Health Assessment for District LA 6 through June 2025

			Status	Membership							Reports					Finance		LCIF
Club Number	Club Name	Charter Date		Current Member Count	YTD Members Added	YTD Members Dropped	YTD Net Growth	YTD Net Growth%	Member Count 12 Months Ago	Avg. length of service for dropped members	Months Since Last MMR ***	Yrs. Since Last Officer Report	President Rotation	Vice President Reported ****	Months Since Last Activity Report ***	Account Balance	Donations for current Fiscal Year	
			Number of times on status quo within last two years	If below 15 members appears					If net loss is greater than 20% appears			If no report in 3 months appears in	When more than one year appears in	Number of repeat terms	Notes the officers that do not have appears in an active	If no report at 12 months red		
Clubs less than two years old																		
183158	Belém do Grão Pará	06/29/2025	Newly Chartered	21	21	0	21	100.00%	0		0			P,S,T,M,VP SC	N/R			
182479	Delta do Parnaíba	06/11/2025	Newly Chartered	24	24	0	24	100.00%	0		0			P,S,T,M,VP SC	N/R			
179807	Itapecuru Mirim	12/16/2024	Active	24	24	0	24	100.00%	0		6			P,S,T,M,VP SC	7			
172597	Santana	06/25/2024	Active	16	1	6	-5	-23.81%	21	1	0		2	P,S,T,M,VP SC	0			
181391	Teresina "Estrelas de Antares"	05/28/2025	Newly Chartered	23	23	0	23	100.00%	0		1			P,S,T,M,VP SC	N/R			
Clubs more than two years old																		
16403	ABAETETUBA	06/29/1966	Active	78	13	13	0	0.00%	78	7	0			P,S,T,M,VP SC	2		\$40.00	
Exc Award (06/30/2023, 06/30/2024)																		
33038	ALTAMIRA	11/30/1976	Active	12	0	0	0	0.00%	12		16	1	None	P,S,T,M,VP SC	0			
16405	BELEM	07/26/1956	Active	20	10	7	3	17.65%	17	7	0		3	P,S,T,M,VP SC	0			
16406	BELEM BATISTA CAMPOS	12/08/1972	Active	21	6	4	2	10.53%	19	2	2			P,S,T,M,VP SC	0		\$150.00	
Exc Award (06/30/2021, 06/30/2022, 06/30/2023)																		
16409	BELEM MARCO	06/12/1969	Active	18	3	1	2	12.50%	16	0	2			P,S,T,M,VP SC	0		\$425.00	
Exc Award (06/30/2018)																		
30951	BELEM NAZARETH	06/20/1975	Active	27	5	6	-1	-3.57%	28	6	0			P,S,T,M,VP SC	0		\$1,374.86	
Exc Award (06/30/2024)																		
16410	BELEM REPUBLICA	10/30/1962	Active	16	1	7	-6	-27.27%	22	10	1		2	P,S,T,M,VP SC	0			
38311	BENEVIDES	04/17/1980	Active	47	5	3	2	4.44%	45	5	4		2	P,S,T,M,VP SC	0			
151562	Benevides Murinim Centenario	06/30/2022	Active(4)	9	2	8	-6	-40.00%	15	2	6		2	P,S,T,M,VP SC	6			
16412	BRAGANCA	03/09/1969	Active(1)	33	2	18	-16	-32.65%	49	5	0			P,S,T,M,VP SC	0		\$40.00	
154637	Cametá	06/16/2023	Active(2)	23	0	0	0	0.00%	23		12			P,S,T,M,VP SC	0			
16415	CAMPO MAIOR	11/19/1960	Active	61	11	5	6	10.91%	55	6	0			P,S,T,M,VP SC	0		\$1,000.00	
Exc Award (06/30/2023)																		
129591	CANAÃ DOS CARAJÁS CENTENÁRIO	04/04/2017	Active	12	0	0	0	0.00%	12		2	1	None	P,S,T,M,VP SC	0			



Club Health Assessment for District LA 6 through June 2025

			Status	Membership							Reports					Finance		LCIF
Club Number	Club Name	Charter Date		Current Member Count	YTD Members Added	YTD Members Dropped	YTD Net Growth	YTD Net Growth%	Member Count 12 Months Ago	Avg. length of service for dropped members	Months Since Last MMR ***	Yrs. Since Last Officer Report	President Rotation	Vice President Reported ****	Months Since Last Activity Report ***	Account Balance	Donations for current Fiscal Year	
			Number of times on status quo within last two years	If below 15 members appears					If net loss is greater than 20% appears		If no report in 3 months appears in	When more than one year appears in	Number of repeat terms	Notes the officers that do not have an active	If no report at 12 months appears in red			
38635	CAPITAO POCO	06/19/1980	Active(1)	10	0	0	0	0.00%	10		24			P,S,T,M,VP SC	1			
31069	CASTANHAL	07/21/1975	Active	25	3	3	0	0.00%	25	4	2			P,S,T,M,VP SC	2		\$30.00	
Exc Award (06/30/2023)																		
46045	CASTANHAL CRISTO REDENTOR	04/14/1986	Active	23	0	1	-1	-4.17%	24	2	0		2	P,S,T,M,VP SC	2			
Exc Award (06/30/2023)																		
49690	DOM ELISEU	06/30/1989	Active	21	5	0	5	31.25%	16		0			P,S,T,M,VP SC	1			
16417	FLORIANO	08/20/1960	Active	13	1	4	-3	-18.75%	16	17	8			P,S,T,M,VP SC	4			
151549	Gigantes da Amazonia	06/30/2022	Active(3)	5	4	2	2	66.67%	3	2	0			P,S,T,M,VP SC	0		\$80.00	
16420	ICOARACI	12/20/1964	Active	16	2	1	1	6.67%	15	1	0			P,S,T,M,VP SC	0		\$50.00	
119004	ITAITUBA MORAES ALMEIDA	03/21/2013	Active	28	2	1	1	3.70%	27	3	0			P,S,T,M,VP SC	0		\$47.06	
Exc Award (06/30/2022, 06/30/2023)																		
62175	ITUPIRANGA	06/24/1999	Active(1)	15	4	0	4	36.36%	11		2			P,S,T,M,VP SC	3			
99171	JACUNDA CENTRO	04/25/2007	Active	8	0	0	0	0.00%	8		11	1	None	P,S,T,M,VP SC	0			
16423	MACAPA	09/16/1961	Active	20	1	2	-1	-4.76%	21	22	0			P,S,T,M,VP SC	0		\$200.36	
118928	MACAPA JESUS DE NAZARE	03/12/2013	Active(4)	15	0	6	-6	-28.57%	21	6	3			P,S,T,M,VP SC	0			
128074	Macapa Maria do Ceu	06/23/2016	Active(1)	17	0	6	-6	-26.09%	23	6	6		2	P,S,T,M,VP SC	1		\$287.75	
Exc Award (06/30/2024)																		
38637	MACAPA PERIMETRAL	06/16/1980	Active	24	0	0	0	0.00%	24		10		3	P,S,T,M,VP SC	1		\$1,000.00	
Exc Award (06/30/2020, 06/30/2023)																		
39627	MARABA	03/30/1981	Active	26	5	7	-2	-7.14%	28	15	0			P,S,T,M,VP SC	2			
Exc Award (06/30/2023)																		
54696	MARABA ITACAIUNAS	06/28/1993	Active	12	0	0	0	0.00%	12		1			P,S,T,M,VP SC	0			
154736	Mazagão São Tiago	06/20/2023	Cancelled(8*)	0	0	21	-21	-100.00%	21	2	6	1	None	P,S,T,M,VP SC	21	90+ Days		
39704	MOJU	04/13/1981	Active	11	2	3	-1	-8.33%	12	11	1			P,S,T,M,VP SC	0			
64219	NOVO PROGRESSO	04/19/2001	Active	42	5	3	2	5.00%	40	9	0			P,S,T,M,VP SC	0		\$1,000.00	
Exc Award (06/30/2020)																		
144668	Oiapoque Fronteira	01/05/2021	Cancelled(8*)	0	0	27	-27	-100.00%	27	4	0	1	None	P,S,T,M,VP SC	0	90+ Days		



Club Health Assessment for District LA 6 through June 2025

			Status	Membership							Reports					Finance	LCIF
Club Number	Club Name	Charter Date		Current Member Count	YTD Members Added	YTD Members Dropped	YTD Net Growth	YTD Net Growth%	Member Count 12 Months Ago	Avg. length of service for dropped members	Months Since Last MMR ***	Yrs. Since Last Officer Report	President Rotation	Vice President Reported ****	Months Since Last Activity Report ***	Account Balance	Donations for current Fiscal Year
			Number of times on status quo within last two years	If below 15 members appears				If net loss is greater than 20% appears			If no report in 3 months appears in	When more than one year appears in	Number of repeat terms	Notes the officers that do not have an active	If no report at 12 months appears in red		
38639	PARAGOMINAS	06/27/1980	Active	50	19	4	15	42.86%	35	14	0			P,S,T,M,VP SC	2		
16429	PARNAIBA	11/23/1957	Active(1)	38	2	12	-10	-20.83%	48	7	0			P,S,T,M,VP SC	1		
154816	Pedro II	06/21/2023	Active(4)	25	0	0	0	0.00%	25		4			P,S,T,M,VP SC	1		
16431	PICOS	06/20/1959	Active(1)	40	46	50	-4	-9.09%	44	9	0		5	P,S,T,M,VP SC	0		
	Exc Award (06/30/2023)																
119739	Rondon do Para Renascer	06/20/2013	Active(1)	14	0	0	0	0.00%	14		8		10	P,S,T,M,VP SC	1		
37062	SANTA INES	05/08/1979	Active	35	5	15	-10	-22.22%	45	7	0			P,S,T,M,VP SC	0		\$4,290.00
118737	SANTA LUZIA	02/07/2013	Active(1)	25	2	3	-1	-3.85%	26	8	0			P,S,T,M,VP SC	4		
	Exc Award (06/30/2022)																
16444	SAO LUIS GONÇALVES DIAS	10/24/1963	Active	31	0	2	-2	-6.06%	33	3	3			P,S,T,M,VP SC	0		\$20.00
34532	SAO LUIS SAO FRANCISCO	10/20/1977	Active	13	0	0	0	0.00%	13		3			P,S,T,M,VP SC	3		
52094	TAILANDIA	10/17/1991	Active(1)	28	1	1	0	0.00%	28	2	2			P,S,T,M,VP SC	0		
16447	TERESINA	05/25/1956	Active	54	8	5	3	5.88%	51	28	0		2	P,S,T,M,VP SC	0		
	Exc Award (06/30/2023)																
37352	TERESINA AFONSO MAFRENSE	06/25/1979	Active	56	26	12	14	33.33%	42	6	0			P,S,T,M,VP SC	2		
38168	TERESINA CIDADE VERDE	03/31/1980	Active	25	0	0	0	0.00%	25		12		2	P,S,T,M,VP SC	15		
56435	TERESINA FREI SERAFIM	01/17/1995	Active	38	2	4	-2	-5.00%	40	5	1			P,S,T,M,VP SC	0		\$20.00
	Exc Award (06/30/2018, 06/30/2022, 06/30/20)																
138476	Teresina Heróis do Jenipapo	06/07/2019	Active	13	3	3	0	0.00%	13	3	0			P,S,T,M,VP SC	0		
	Exc Award (06/30/2023)																
36328	TERESINA OITO DE OUTUBRO	12/08/1978	Active	13	12	14	-2	-13.33%	15	25	0		3	P,S,T,M,VP SC	6		
16448	TIMON	06/03/1967	Active	24	0	0	0	0.00%	24		23			P,S,T,M,VP SC	4		
53080	TUCURUI	05/13/1992	Active(1)	32	7	0	7	28.00%	25		0		2	P,S,T,M,VP SC	0		\$50.00
150513	Tutoia	04/13/2022	Active(1)	23	4	10	-6	-20.69%	29	2	5		2	P,S,T,M,VP SC	7		\$50.00



Club Health Assessment for District LA 6 through June 2025

			Status	Membership							Reports					Finance	LCIF
Club Number	Club Name	Charter Date		Current Member Count	YTD Members Added	YTD Members Dropped	YTD Net Growth	YTD Net Growth%	Member Count 12 Months Ago	Avg. length of service for dropped members	Months Since Last MMR ***	Yrs. Since Last Officer Report	President Rotation	Vice President Reported ****	Months Since Last Activity Report ***	Account Balance	Donations for current Fiscal Year
			Number of times on status quo within last two years	If below 15 members appears				If net loss is greater than 20% appears			If no report in 3 months appears in	When more than one year appears in	Number of repeat terms	Notes the officers that do not have an active	If no report at 12 months appears in red		

Clubs Cancelled Previous Fiscal Year – Clubs Cancelled within last 12 months may be reinstated

Club Number	Club Name	Charter Date	Current Status*	Cancellation Date
137588	Pinheiro	03/14/2019	Cancelled(8*)	12/29/2023

Current Total Clubs Count	YTD New Clubs Count	YTD Cancelled Clubs Count	YTD Net Club Gain	Current Total Members Count	YTD Add	YTD Drop	YTD Net Growth	YTD Net Growth %	Member Count 12 Months Ago	Average Member Count Per Club	% of Clubs with less than 20 members	% No MMR in 3 Months	% No Officer Report in 12 Months	% of Clubs with balance 90+ days	Number of Clubs in Status Quo	% Status Quo Clubs in Financial Suspension	Number of Cancelled Clubs	Average Cancelled Club Age	Members Lost Due to Cancellation	% of Clubs Cancelled for Non-Financial Reasons
55	4	2	2	1,393	322	300	22	1.60%	1,371	25	36%	33%	5%	0%	0	0%	2	5	48	-50%

* - P - Priority Club. Cancellation Reasons: 1-Objectives/conduct, 2-Non-active club, 5-Non-existing club, 6-Disbanding, 7-Merger, 8-Financial Suspension, 9-District/Multiple District Dues.

** - Abbreviation: P-President, S-Secretary, T-Treasurer, M-Member Chairperson, VP-First Vice President, MC-Communications Chairperson, SC-Service Chairperson

*** - Abbreviation: N/R - Never reported using the Lions Clubs website, N/A - Not applicable, No password registered for the Lions Clubs website.

**** - Abbreviation: N - New, IP - Immediate Past, R - Repeat.



Club Health Assessment for District LB 1 through June 2025

			Status	Membership						Reports					Finance		LCIF
Club Number	Club Name	Charter Date		Current Member Count	YTD Members Added	YTD Members Dropped	YTD Net Growth	YTD Net Growth%	Member Count 12 Months Ago	Avg. length of service for dropped members	Months Since Last MMR ***	Yrs. Since Last Officer Report	President Rotation	Vice President Reported ****	Months Since Last Activity Report ***	Account Balance	Donations for current Fiscal Year
			Number of times on status quo within last two years	If below 15 members appears				If net loss is greater than 20% appears			If no report in 3 months appears in	When more than one year appears in	Number of repeat terms	Notes the officers that do not have an active	If no report at 12 months appears in red		
Clubs less than two years old																	
156025	Navirai Centro	09/18/2023	Active(2)	44	46	48	-2	-4.35%	46	8	0			P,S,T,M,VP SC	0		
181703	Sandovalina	04/03/2025	Newly Chartered	21	21	0	21	100.00%	0		1			P,S,T,M,VP SC	N/R		
Clubs more than two years old																	
119889	Amambai Crepusculo	06/28/2013	Active	18	4	13	-9	-33.33%	27	4	0			P,S,T,M,VP SC	0		\$1,000.81
	Exc Award (06/30/2017)																
142700	Anastacio	08/19/2020	Active	33	0	14	-14	-29.79%	47	4	0		None	P,S,T,M,VP SC	1		
	Exc Award (06/30/2022, 06/30/2024)																
16969	AQUIDAUANA	11/10/1955	Active	30	0	4	-4	-11.76%	34	9	0		2	P,S,T,M,VP SC	1		
	Exc Award (06/30/2016, 06/30/2017, 06/30/20)																
16970	ASSIS	10/10/1957	Active(1)	11	3	1	2	22.22%	9	0	0		9	P,S,T,M,VP SC	0		
59645	ASSIS LEAO DO VALE	06/17/1997	Active	21	1	0	1	5.00%	20		0		3	P,S,T,M,VP SC	0		
	Exc Award (06/30/2022, 06/30/2024)																
16972	BATAGUASSU	04/30/1968	Active	32	2	3	-1	-3.03%	33	20	0		2	P,S,T,M,VP SC	0		
	Exc Award (06/30/2020)																
16979	CAMPO GRANDE	11/29/1954	Active(2)	18	0	10	-10	-35.71%	28	3	5			P,S,T,M,VP SC	5		\$1,001.59
	Exc Award (06/30/2018, 06/30/2019)																
143982	Campo Grande Centenario	12/15/2020	Active	14	0	0	0	0.00%	14		1		6	P,S,T,M,VP SC	0		
63587	CAMPO GRANDE CIDADE MORENA	09/25/2000	Active	19	2	2	0	0.00%	19	1	1			P,S,T,M,VP SC	2		\$2,113.16
	Exc Award (06/30/2017, 06/30/2018, 06/30/20)																
154402	Campo Grande Ipe Amarelo	05/17/2023	Active(1)	31	3	4	-1	-3.13%	32	4	1		3	P,S,T,M,VP SC	6		\$1,000.78
16975	CAMPO GRANDE NORTE	04/26/1968	Active	17	2	3	-1	-5.56%	18	2	0			P,S,T,M,VP SC	0		\$1,051.59
	Exc Award (06/30/2020, 06/30/2021)																
153864	Campo Grande Pantanal Sul	03/23/2023	Active(2)	3	3	8	-5	-62.50%	8	4	6		3	P,S,T,M,VP SC	0		
16976	CAMPO GRANDE SUL	04/26/1968	Active	21	0	8	-8	-27.59%	29	14	0			P,S,T,M,VP SC	12		
	Exc Award (06/30/2016, 06/30/2018, 06/30/20)																
52191	CANDIDO MOTA	11/26/1991	Active	33	3	3	0	0.00%	33	5	1			P,S,T,M,VP SC	0		




Club Health Assessment for District LB 1 through June 2025

			Status	Membership							Reports					Finance		LCIF
Club Number	Club Name	Charter Date		Current Member Count	YTD Members Added	YTD Members Dropped	YTD Net Growth	YTD Net Growth%	Member Count 12 Months Ago	Avg. length of service for dropped members	Months Since Last MMR ***	Yrs. Since Last Officer Report	President Rotation	Vice President Reported ****	Months Since Last Activity Report ***	Account Balance	Donations for current Fiscal Year	
			Number of times on status quo within last two years	If below 15 members appears					If net loss is greater than 20% appears			If no report in 3 months appears in	When more than one year appears in	Number of repeat terms	Notes the officers that do not have an active	If no report at 12 months appears in red		
Exc Award (06/30/2016, 06/30/2017, 06/30/2018)			Active	38	1	0	1	2.70%	37		0		2	P,S,T,M,VP SC	0		\$4,304.86	
16978	CERQUEIRA CESAR	03/12/1965		15	0	0	0	0.00%	15		14		2	P,S,T,M,VP SC	0			
Exc Award (06/30/2016, 06/30/2017, 06/30/2018)			Active	27	0	1	-1	-3.57%	28	39	0			P,S,T,M,VP SC	0			
16982	CHAVANTES	06/11/1967		71	6	3	3	4.41%	68	10	0			P,S,T,M,VP SC	0			
Exc Award (06/30/2016, 06/30/2017)			Active	18	0	6	-6	-25.00%	24	6	1			P,S,T,M,VP SC	0			
36221	CORONEL SAPUCAIA BI NACIONAL	11/16/1978		15	0	2	-2	-11.76%	17	9	0			P,S,T,M,VP SC	0			
Exc Award (06/30/2016, 06/30/2017, 06/30/2021)			Active(1)	7	0	0	0	0.00%	7		14		4	P,S,T,M,VP SC	2			
16980	CORUMBA	01/07/1956		21	1	3	-2	-8.70%	23	17	1			P,S,T,M,VP SC	0			
Exc Award (06/30/2016, 06/30/2018, 06/30/2020)			Active	33	7	3	4	13.79%	29	0	0			P,S,T,M,VP SC	0		\$2,049.97	
98043	ESTANCIA TURISTICA DE PRES EPITACIO	11/20/2006		23	2	0	2	9.52%	21		0		2	P,S,T,M,VP SC	0			
Exc Award (06/30/2018, 06/30/2020)			Active(2)	1	0	0	0	0.00%	1		12			P,S,T,M,VP SC	5			
149533	Guia Lopes da Laguna	02/15/2022		23	9	9	0	0.00%	23	11	0			P,S,T,M,VP SC	0			
Exc Award (06/30/2016, 06/30/2018)			Active	27	1	7	-6	-18.18%	33	3	0			P,S,T,M,VP SC	0			
151226	Itaquiraí	06/10/2022		5	0	0	0	0.00%	5		6		4	P,S,T,M,VP SC	2			
Exc Award (06/30/2017)			Active	26	0	2	-2	-7.14%	28	1	1			P,S,T,M,VP SC	0		\$1,000.03	
41674	LADARIO	06/27/1982																
Exc Award (06/30/2016, 06/30/2017, 06/30/2018)																		



Club Health Assessment for District LB 1 through June 2025

			Status	Membership							Reports					Finance		LCIF
Club Number	Club Name	Charter Date		Current Member Count	YTD Members Added	YTD Members Dropped	YTD Net Growth	YTD Net Growth%	Member Count 12 Months Ago	Avg. length of service for dropped members	Months Since Last MMR ***	Yrs. Since Last Officer Report	President Rotation	Vice President Reported ****	Months Since Last Activity Report ***	Account Balance	Donations for current Fiscal Year	
			Number of times on status quo within last two years	If below 15 members appears				If net loss is greater than 20% appears			If no report in 3 months appears in	When more than one year appears in	Number of repeat terms	Notes the officers that do not have an active	If no report at 12 months appears in red			
66306	MIRANDA	06/21/2002	Active	4	0	4	-4	-50.00%	8	16	6		7	P,S,T,M,VP SC	3			
	Exc Award (06/30/2020)																	
34652	MUNDO NOVO	11/08/1977	Active	29	1	1	0	0.00%	29	8	1			P,S,T,M,VP SC	0		\$2,001.95	
	Exc Award (06/30/2017, 06/30/2019, 06/30/2020)																	
16995	NOVA ANDRADINA	05/28/1966	Active	21	1	3	-2	-8.70%	23	2	0			P,S,T,M,VP SC	0			
	Exc Award (06/30/2016, 06/30/2017, 06/30/2020)																	
53078	OURINHOS	05/13/1992	Active	41	19	5	14	51.85%	27	8	0			P,S,T,M,VP SC	0		\$1,464.31	
	Exc Award (06/30/2020, 06/30/2021, 06/30/2022)																	
16998	PARAGUACU PAULISTA	10/10/1959	Active	29	1	7	-6	-17.14%	35	8	0			P,S,T,M,VP SC	0			
	Exc Award (06/30/2016, 06/30/2017, 06/30/2020)																	
17000	PONTA PORA	04/15/1961	Active	21	4	1	3	16.67%	18	48	0			P,S,T,M,VP SC	0		\$2,002.31	
	Exc Award (06/30/2016, 06/30/2017)																	
17002	PRESIDENTE PRUDENTE	06/14/1958	Active	20	1	6	-5	-20.00%	25	8	0			P,S,T,M,VP SC	1		\$1,002.24	
	Exc Award (06/30/2018, 06/30/2023, 06/30/2024)																	
128000	Presidente Prudente Centenario	06/17/2016	Active	5	5	10	-5	-50.00%	10	14	0		None	P,S,T,M,VP SC	0			
17003	PRESIDENTE PRUDENTE CINQUENTENARIO	11/27/1967	Active	23	3	5	-2	-8.00%	25	4	1		2	P,S,T,M,VP SC	0			
	Exc Award (06/30/2016, 06/30/2020, 06/30/2022)																	
53148	PRESIDENTE VENCESLAU VISAO	05/21/1992	Active	38	3	5	-2	-5.00%	40	18	0			P,S,T,M,VP SC	0			
	Exc Award (06/30/2016, 06/30/2021)																	
17004	PRESIDENTE WENCESLAU	06/23/1962	Active	25	0	1	-1	-3.85%	26	61	0			P,S,T,M,VP SC	0			
57500	PRIMAVERA ROSANA	11/07/1995	Active	11	0	1	-1	-8.33%	12	7	0			P,S,T,M,VP SC	0			
	Exc Award (06/30/2017, 06/30/2019, 06/30/2020)																	
17005	RANCHARIA	06/13/1959	Active	19	2	4	-2	-9.52%	21	12	1		2	P,S,T,M,VP SC	1			
	Exc Award (06/30/2016, 06/30/2017, 06/30/2020)																	
36981	REGENTE FEIJO	04/20/1979	Active	13	0	2	-2	-13.33%	15	2	1		2	P,S,T,M,VP SC	0			
	Exc Award (06/30/2016, 06/30/2017, 06/30/2020)																	
46041	RIO BRILHANTE	04/03/1986	Active	10	0	0	0	0.00%	10		14		3	P,S,T,M,VP SC	2		\$14.97	



Club Health Assessment for District LB 1 through June 2025

			Status	Membership							Reports					Finance	LCIF
Club Number	Club Name	Charter Date		Current Member Count	YTD Members Added	YTD Members Dropped	YTD Net Growth	YTD Net Growth%	Member Count 12 Months Ago	Avg. length of service for dropped members	Months Since Last MMR ***	Yrs. Since Last Officer Report	President Rotation	Vice President Reported ****	Months Since Last Activity Report ***	Account Balance	Donations for current Fiscal Year
			Number of times on status quo within last two years	If below 15 members appears				If net loss is greater than 20% appears			If no report in 3 months appears in	When more than one year appears in	Number of repeat terms	Notes the officers that do not have an active	If no report at 12 months appears in red		
40240	RIO VERDE DE MATO GROSSO	07/01/1981	Active(1)	8	7	0	7	700.00%	1		0			P,S,T,M,VP SC	0		
36814	SAO GABRIEL D'OESTE Exc Award (06/30/2017)	03/30/1979	Active(2)	39	5	0	5	14.71%	34		1			P,S,T,M,VP SC	0		\$2,002.65
37124	SIDROLANDIA Exc Award (06/30/2016, 06/30/2018)	05/21/1979	Active(1)	22	1	0	1	4.76%	21		1			P,S,T,M,VP SC	0		\$1,001.74
42797	TEODORO SAMPAIO Exc Award (06/30/2021, 06/30/2022)	06/14/1983	Active	24	2	0	2	9.09%	22		2			P,S,T,M,VP SC	3		\$1,001.17

Clubs Cancelled Previous Fiscal Year – Clubs Cancelled within last 12 months may be reinstated

Club Number	Club Name	Charter Date	Current Status*	Cancellation Date
37471	AGUAS DE SANTA BARBARA	08/27/1979	Cancelled(8*)	02/29/2024
119323	NAVIRAI	05/08/2013	Cancelled(6*)	12/29/2023

Current Total Clubs Count	YTD New Clubs Count	YTD Cancelled Clubs Count	YTD Net Club Gain	Current Total Members Count	YTD Add	YTD Drop	YTD Net Growth	YTD Net Growth %	Member Count 12 Months Ago	Average Member Count Per Club	% of Clubs with less than 20 members	% No MMR in 3 Months	% No Officer Report in 12 Months	% of Clubs with balance 90+ days	Number of Clubs in Status Quo	% Status Quo Clubs in Financial Suspension	Number of Cancelled Clubs	Average Cancelled Club Age	Members Lost Due to Cancellation	% of Clubs Cancelled for Non-Financial Reasons
50	1	0	1	1,118	172	212	-40	-3.45%	1,158	22	40%	16%	0%	0%	0	0%	0	0	0	0%

* - P - Priority Club. Cancellation Reasons: 1-Objectives/conduct, 2-Non-active club, 5-Non-existing club, 6-Disbanding, 7-Merger, 8-Financial Suspension, 9-District/Multiple District Dues.

** - Abbreviation: P-President, S-Secretary, T-Treasurer, M-Member Chairperson, VP-First Vice President, MC-Communications Chairperson, SC-Service Chairperson

*** - Abbreviation: N/R - Never reported using the Lions Clubs website, N/A - Not applicable, No password registered for the Lions Clubs website.

**** - Abbreviation: N - New, IP - Immediate Past, R - Repeat.



Club Health Assessment for District LB 2 through June 2025

			Status	Membership							Reports					Finance		LCIF
Club Number	Club Name	Charter Date		Current Member Count	YTD Members Added	YTD Members Dropped	YTD Net Growth	YTD Net Growth%	Member Count 12 Months Ago	Avg. length of service for dropped members	Months Since Last MMR ***	Yrs. Since Last Officer Report	President Rotation	Vice President Reported ****	Months Since Last Activity Report ***	Account Balance	Donations for current Fiscal Year	
			Number of times on status quo within last two years	If below 15 members appears					If net loss is greater than 20% appears			If no report in 3 months appears in	When more than one year appears in	Number of repeat terms	Notes the officers that do not have an active	If no report at 12 months appears in red		
Clubs less than two years old																		
154967	Acreúna Flor de Ypê	07/31/2023	Active(1)	12	0	9	-9	-42.86%	21	2	0			P,S,T,M,VP SC	N/R			
182053	Goiânia Cora Coralina	05/19/2025	Newly Chartered	23	23	0	23	100.00%	0		0			P,S,T,M,VP SC	0			
172423	Goiânia Flamboyant	07/16/2024	Active	13	27	14	13	100.00%	0	1	1			P,S,T,M,VP SC	0		\$232.13	
178950	Sao Miguel do Araguaia Flor de Pequi	11/06/2024	Active	26	26	0	26	100.00%	0		7			P,S,T,M,VP SC	N/R			
Clubs more than two years old																		
17012	ANAPOLIS CENTRO Exc Award (06/30/2022)	03/10/1957	Active(1)	17	0	6	-6	-26.09%	23	14	0			P,S,T,M,VP SC	0			
46642	APARECIDA DE GOIANIA	11/07/1986	Active	20	0	0	0	0.00%	20		13		2	P,S,T,M,VP SC	0			
47615	ARAGUAINA TOCANTINS Exc Award (06/30/2022)	06/27/1987	Active(2)	16	1	5	-4	-20.00%	20	19	4			P,S,T,M,VP SC	0		\$1,001.06	
31627	CATALAO Exc Award (06/30/2017, 06/30/2019, 06/30/20)	01/26/1976	Active	38	3	16	-13	-25.49%	51	16	0			P,S,T,M,VP SC	0		\$4,000.58	
17026	CERES Exc Award (06/30/2017)	11/01/1967	Active(1)	27	0	7	-7	-20.59%	34	7	3			P,S,T,M,VP SC	1			
56557	FORMOSA DA IMPERATRIZ	02/20/1995	Active	15	0	0	0	0.00%	15		4		6	P,S,T,M,VP SC	24+			
17038	GOIANESIA Exc Award (06/30/2018)	01/27/1965	Active	60	0	2	-2	-3.23%	62	1	4		2	P,S,T,M,VP SC	1			
125995	Goiânia Bandeirantes Benincá Exc Award (06/30/2017, 06/30/2019, 06/30/20)	10/16/2015	Active	15	1	2	-1	-6.25%	16	6	0			P,S,T,M,VP SC	1		\$480.26	
51664	GOIANIA BRANCA FAJARDO Exc Award (06/30/2021)	05/23/1991	Active	25	4	1	3	13.64%	22	3	0		4	P,S,T,M,VP SC	0		\$1,001.06	
151360	Goiânia Flor De Ipê	06/17/2022	Active(1)	14	8	6	2	16.67%	12	2	0			P,S,T,M,VP SC	0		\$2,042.38	
53792	GOIANIA MARISTA Exc Award (06/30/2016, 06/30/2017, 06/30/20)	11/05/1992	Active	50	17	5	12	31.58%	38	5	0			P,S,T,M,VP SC	0		\$1,087.78	
29532	GOIANIA NORTE	06/28/1974	Active	20	4	0	4	25.00%	16		0			P,S,T,M,VP SC	0			
55843	GOIANIA PARANAIBA	06/21/1994	Active	10	0	2	-2	-16.67%	12	24	1			P,S,T,M,VP SC	9			



Club Health Assessment for District LB 2 through June 2025

			Status	Membership							Reports					Finance		LCIF
Club Number	Club Name	Charter Date		Current Member Count	YTD Members Added	YTD Members Dropped	YTD Net Growth	YTD Net Growth%	Member Count 12 Months Ago	Avg. length of service for dropped members	Months Since Last MMR ***	Yrs. Since Last Officer Report	President Rotation	Vice President Reported ****	Months Since Last Activity Report ***	Account Balance	Donations for current Fiscal Year	
			Number of times on status quo within last two years	If below 15 members appears				If net loss is greater than 20% appears			If no report in 3 months appears in	When more than one year appears in	Number of repeat terms	Notes the officers that do not have an active	If no report at 12 months appears in red			
Exc Award (06/30/2017)																		
56353	GOIANIA SERRA DOURADA	12/28/1994	Active	27	6	9	-3	-10.00%	30	6	0		2	P,S,T,M,VP SC	1		\$999.97	
Exc Award (06/30/2016, 06/30/2018, 06/30/2019)																		
17036	GOIANIA SUL	01/30/1965	Active	35	9	8	1	2.94%	34	16	0			P,S,T,M,VP SC	1		\$1,910.71	
Exc Award (06/30/2017, 06/30/2019)																		
64811	GOIANIA-BURITIS	11/29/2001	Active	10	0	0	0	0.00%	10		0			P,S,T,M,VP SC	0		\$1,001.37	
Exc Award (06/30/2021)																		
49640	GOIANIRA	06/23/1989	Active	27	5	2	3	12.50%	24	12	0			P,S,T,M,VP SC	0		\$2,039.37	
Exc Award (06/30/2020)																		
135341	Goiatuba Centenario	06/25/2018	Active	26	0	0	0	0.00%	26		0			P,S,T,M,VP SC	18		\$9.92	
122609	Ipameri	06/24/2014	Active(2)	4	0	1	-1	-20.00%	5	11	1		6	P,S,T,M,VP SC	24+			
122463	Itapuranga "Wagner Camargo"	06/17/2014	Active	29	4	3	1	3.57%	28	7	0			P,S,T,M,VP SC	2			
Exc Award (06/30/2021)																		
17047	JARAGUA	05/13/1969	Active	32	3	1	2	6.67%	30	3	0			P,S,T,M,VP SC	0			
Exc Award (06/30/2023)																		
17046	JATAI	03/23/1968	Active	27	3	5	-2	-6.90%	29	3	3			P,S,T,M,VP SC	2			
51995	MINEIROS	09/06/1991	Active	65	10	23	-13	-16.67%	78	8	0			P,S,T,M,VP SC	0		\$1,099.97	
Exc Award (06/30/2018, 06/30/2022)																		
148484	Novo Planalto	09/28/2021	Active(4)	14	0	0	0	0.00%	14		14		None	P,S,T,M,VP SC	N/A			
110925	OUVIDOR	05/13/2011	Active	21	0	3	-3	-12.50%	24	6	0		3	P,S,T,M,VP SC	0			
54284	PALMAS	03/29/1993	Active(3)	25	1	0	1	4.17%	24		0			P,S,T,M,VP SC	8		\$2,099.85	
Exc Award (06/30/2023)																		
67441	PALMAS ADAO CORDEIRO MACHADO	03/18/2003	Cancelled(6*)	0	0	14	-14	-100.00%	14	12	1		None	P,S,T,M,VP SC	2			
Exc Award (06/30/2022)																		
148388	Palmas Jalapao	09/22/2021	Active(1)	8	6	4	2	33.33%	6	4	0			P,S,T,M,VP SC	1			
136655	Pedro Afonso Encontro das Aguas	11/28/2018	Active	31	9	8	1	3.33%	30	3	0			P,S,T,M,VP SC	1			
Exc Award (06/30/2022, 06/30/2023)																		
17055	PIRES DO RIO	10/13/1967	Active	49	4	9	-5	-9.26%	54	9	0			P,S,T,M,VP SC	5		\$7,899.89	



Club Health Assessment for District LB 2 through June 2025

			Status	Membership							Reports					Finance		LCIF
Club Number	Club Name	Charter Date		Current Member Count	YTD Members Added	YTD Members Dropped	YTD Net Growth	YTD Net Growth%	Member Count 12 Months Ago	Avg. length of service for dropped members	Months Since Last MMR ***	Yrs. Since Last Officer Report	President Rotation	Vice President Reported ****	Months Since Last Activity Report ***	Account Balance	Donations for current Fiscal Year	
			Number of times on status quo within last two years	If below 15 members appears				If net loss is greater than 20% appears			If no report in 3 months appears in	When more than one year appears in	Number of repeat terms	Notes the officers that do not have an active	If no report at 12 months appears in red			
34196	PORANGATU	06/26/1977	Active	69	6	10	-4	-5.48%	73	8	0			P,S,T,M,VP SC	6			
	Exc Award (06/30/2022, 06/30/2023)																	
147600	Porangatu Lagoa Grande	07/22/2021	Active(1)	34	10	7	3	9.68%	31	3	0			P,S,T,M,VP SC	9		\$2,010.32	
	Exc Award (06/30/2022)																	
17056	QUIRINOPOLIS	10/19/1968	Active	39	0	4	-4	-9.30%	43	9	1			P,S,T,M,VP SC	0			
35193	RIALMA	03/20/1978	Active	24	5	0	5	26.32%	19		0			P,S,T,M,VP SC	24+			
30925	RIO VERDE SUDOESTE	06/13/1975	Active(1)	20	0	5	-5	-20.00%	25	10	0			P,S,T,M,VP SC	0	90+ Days		
	Exc Award (06/30/2023)																	
17058	RUBIATABA	03/01/1970	Active	36	4	1	3	9.09%	33	2	0			P,S,T,M,VP SC	0		\$200.00	
17064	URUACU	11/22/1968	Active(1)	59	6	11	-5	-7.81%	64	3	0			P,S,T,M,VP SC	0		\$2,004.40	
51665	URUANA	05/23/1991	Active	17	5	0	5	41.67%	12		0		2	P,S,T,M,VP SC	0			
82288	VALPARAISO DE GOIAS CENTRO	05/05/2004	Active(3)	12	1	14	-13	-52.00%	25	4	3		2	P,S,T,M,VP SC	2			


Clubs Cancelled Previous Fiscal Year – Clubs Cancelled within last 12 months may be reinstated

Club Number	Club Name	Charter Date	Current Status*	Cancellation Date
42799	CRIXAS JOAO XAVIER	06/10/1983	Cancelled(6*)	07/29/2023
17037	GOIANIA TOCANTINS	01/10/1969	Cancelled(8*)	12/29/2023
150316	Portelandia Corrego Da Porteira	04/11/2022	Cancelled(8*)	09/29/2023
154734	Posse Flor do Cerrado-	06/22/2023	Cancelled(8*)	01/29/2024
138669	Santa Isabel	06/28/2019	Cancelled(8*)	06/29/2024

Current Total Clubs Count	YTD New Clubs Count	YTD Cancelled Clubs Count	YTD Net Club Gain	Current Total Members Count	YTD Add	YTD Drop	YTD Net Growth	YTD Net Growth %	Member Count 12 Months Ago	Average Member Count Per Club	% of Clubs with less than 20 members	% No MMR in 3 Months	% No Officer Report in 12 Months	% of Clubs with balance 90+ days	Number of Clubs in Status Quo	% Status Quo Clubs in Financial Suspension	Number of Cancelled Clubs	Average Cancelled Club Age	Members Lost Due to Cancellation	% of Clubs Cancelled for Non-Financial Reasons
42	3	1	2	1,141	211	217	-6	-0.52%	1,147	27	33%	21%	0%	2%	0	0%	1	124	14	-300%



Club Health Assessment for District LB 2 through June 2025

			Status	Membership							Reports				Finance	LCIF	
Club Number	Club Name	Charter Date		Current Member Count	YTD Members Added	YTD Members Dropped	YTD Net Growth	YTD Net Growth%	Member Count 12 Months Ago	Avg. length of service for dropped members	Months Since Last MMR ***	Yrs. Since Last Officer Report	President Rotation	Vice President Reported ****	Months Since Last Activity Report ***	Account Balance	Donations for current Fiscal Year
			Number of times on status quo within last two years	If below 15 members appears				If net loss is greater than 20% appears			If no report in 3 months appears in	When more than one year appears in	Number of repeat terms	Notes the officers that do not have an active	If no report at 12 months appears in red		

* - P - Priority Club. Cancellation Reasons: 1-Objectives/conduct, 2-Non-active club, 5-Non-existing club, 6-Disbanding, 7-Merger, 8-Financial Suspension, 9-District/Multiple District Dues.
** - Abbreviation: P-President, S-Secretary, T-Treasurer, M-Member Chairperson, VP-First Vice President, MC-Communications Chairperson, SC-Service Chairperson
*** - Abbreviation: N/R - Never reported using the Lions Clubs website, N/A - Not applicable, No password registered for the Lions Clubs website.
**** - Abbreviation: N - New, IP - Immediate Past, R - Repeat.



Club Health Assessment for District LB 3 through June 2025

Club Number	Club Name	Charter Date	Status	Membership							Reports					Finance	LCIF
				Current Member Count	YTD Members Added	YTD Members Dropped	YTD Net Growth	YTD Net Growth%	Member Count 12 Months Ago	Avg. length of service for dropped members	Months Since Last MMR ***	Yrs. Since Last Officer Report	President Rotation	Vice President Reported ****	Months Since Last Activity Report ***	Account Balance	Donations for current Fiscal Year
			Number of times on status quo within last two years	If below 15 members appears				If net loss is greater than 20% appears			If no report in 3 months appears in	When more than one year appears in	Number of repeat terms	Notes the officers that do not have an active	If no report at 12 months appears in red		
Clubs more than two years old																	
17011	ABAETE	06/13/1970	Active	45	5	4	1	2.27%	44	2	0			P,S,T,M,VP SC	0		
	Exc Award (06/30/2021, 06/30/2024)																
133340	Abaetê Luciano Alves de Sousa	01/23/2018	Active	27	0	0	0	0.00%	27		17	1	None	P,S,T,M,VP SC	18		
58452	AP DE MINAS ANGELO GUIDI NETO	06/25/1996	Active(4)	14	0	0	0	0.00%	14		19	1	None	P,S,T,M,VP SC	24+		
17014	ARAGUARI DR ADALCINDO DE AMORIM	05/14/1960	Active(1)	8	0	0	0	0.00%	8		12		3	P,S,T,M,VP SC	24+		
17015	ARAXA-JOSE PORFIRIO DE OLIVEIR	11/25/1961	Active(3)	28	9	2	7	33.33%	21	9	1			S,T,M,VP,SC	20		
34283	BRASILIA BURITI	06/29/1977	Active	23	1	3	-2	-8.00%	25	11	5			P,S,T,M,VP SC	11		
	Exc Award (06/30/2018, 06/30/2019, 06/30/2020)																
119366	BRASILIA CAUB-I RIACHO FUNDO II DF	05/14/2013	Active	18	6	3	3	20.00%	15	18	1			P,S,T,M,VP SC	9		
123588	Brasília JK	11/10/2014	Active	13	1	0	1	8.33%	12		1		2	P,S,T,M,VP SC	2		
40136	BRASILIA METROPOLITANO	06/26/1981	Active	20	1	3	-2	-9.09%	22	30	0		2	P,S,T,M,VP SC	18		\$800.00
	Exc Award (06/30/2017, 06/30/2020)																
88670	BRASILIA SARAH KUBITSCHKE	06/27/2005	Active	11	0	0	0	0.00%	11		20	1	None	P,S,T,M,VP SC	12		
	Exc Award (06/30/2018)																
17020	BRASILIA TAGUATINGA	12/06/1964	Active	44	5	0	5	12.82%	39		1			P,S,T,M,VP SC	2	90+ Days	
	Exc Award (06/30/2020)																
17024	CAMPINA VERDE	05/01/1961	Active	10	0	0	0	0.00%	10		0		None	P,S,T,M,VP SC	24+		
17025	CAPINOPOLIS	12/02/1965	Active	23	7	3	4	21.05%	19	1	1			P,S,T,M,VP SC	0		
17022	CARMO DO PAR-MAURICIO RIOS	04/25/1973	Active(1)	42	12	1	11	35.48%	31	0	0			P,S,T,M,VP SC	0		\$1,000.11
	Exc Award (06/30/2018, 06/30/2019)																
39626	CEILANDIA	03/25/1981	Active(1)	14	3	6	-3	-17.65%	17	3	3		5	P,S,T,M,VP SC	19		
63351	CONCEICAO DAS ALAGOAS 2000	06/27/2000	Active(1)	18	0	2	-2	-10.00%	20	2	8			P,S,T,M,VP SC	20		
40137	COROMANDEL	06/15/1981	Active	49	3	0	3	6.52%	46		7			P,S,T,M,VP SC	0		
	Exc Award (06/30/2018)																




Club Health Assessment for District LB 3 through June 2025

			Status	Membership							Reports					Finance		LCIF
Club Number	Club Name	Charter Date		Current Member Count	YTD Members Added	YTD Members Dropped	YTD Net Growth	YTD Net Growth%	Member Count 12 Months Ago	Avg. length of service for dropped members	Months Since Last MMR ***	Yrs. Since Last Officer Report	President Rotation	Vice President Reported ****	Months Since Last Activity Report ***	Account Balance	Donations for current Fiscal Year	
			Number of times on status quo within last two years	If below 15 members appears				If net loss is greater than 20% appears			If no report in 3 months appears in	When more than one year appears in	Number of repeat terms	Notes the officers that do not have an active	If no report at 12 months appears in red			
17028	DORES DO INDAIA	06/13/1970	Cancelled(8*)	0	0	13	-13	-100.00%	13	18	19	1	None	P,S,T,M,VP SC	24+	90+ Days		
17030	FRUTAL	05/15/1966	Active	6	0	1	-1	-14.29%	7	45	3			P,S,T,M,VP SC	24+			
63288	FRUTAL LUIZ ALBERTO DO CARMO Exc Award (06/30/2018)	06/08/2000	Active	22	0	2	-2	-8.33%	24	25	0			P,S,T,M,VP SC	24+			
17031	GAMA Exc Award (06/30/2018)	06/13/1973	Active	32	5	0	5	18.52%	27		1			P,S,T,M,VP SC	1		\$100.00	
54914	GAMA SUL-OESTE	10/04/1993	Active(1)	11	3	0	3	37.50%	8		1			P,S,T,M,VP SC	1			
40138	GUARA GOV ALMIR Exc Award (06/30/2021)	06/26/1981	Active	16	0	0	0	0.00%	16		12		2	P,S,T,M,VP SC	15			
41348	IBIA	05/25/1982	Active	15	0	0	0	0.00%	15		16			P,S,T,M,VP SC	16			
17045	ITUIUTABA Exc Award (06/30/2018)	12/11/1960	Active	16	3	5	-2	-11.11%	18	23	1		3	P,S,T,M,VP SC	0			
37165	ITUIUTABA 21 DE ABRIL	05/30/1979	Active	25	3	5	-2	-7.41%	27	4	0			P,S,T,M,VP SC	0			
40772	ITUIUTABA CONEGO ANGELO Exc Award (06/30/2018, 06/30/2022)	01/20/1982	Active	21	0	3	-3	-12.50%	24	5	1			P,S,T,M,VP SC	1			
64518	ITURAMA Exc Award (06/30/2019)	06/29/2001	Active	38	3	3	0	0.00%	38	2	1			P,S,T,M,VP SC	3		\$2,133.30	
44037	JOAO PINHEIRO Exc Award (06/30/2018)	06/11/1984	Active	54	9	8	1	1.89%	53	6	1			P,S,T,M,VP SC	8			
32531	LAGOA DA PRATA	06/29/1976	Active	13	0	0	0	0.00%	13		12			P,S,T,M,VP SC	24+			
29128	LUZ	04/22/1974	Active	8	0	0	0	0.00%	8		18	1	None	P,S,T,M,VP SC	24+			
17048	MONTE CARMELO Exc Award (06/30/2020)	08/12/1961	Active	26	6	3	3	13.04%	23	4	2			P,S,T,M,VP SC	12			
17053	PATOS DE MINAS	02/03/1968	Active(1)	56	5	15	-10	-15.15%	66	6	2		2	P,S,T,M,VP SC	18			
31034	PATOS DE MINAS GIOVANINI	06/30/1975	Active	65	6	1	5	8.33%	60	46	0			P,S,T,M,VP SC	0		\$1,001.52	
65161	PATOS DE MINAS-DOMINGOS MATTOS	03/25/2002	Active	37	4	1	3	8.82%	34	20	0			P,S,T,M,VP SC	20			
32493	PATROCINIO	06/28/1976	Active	11	1	4	-3	-21.43%	14	11	0		3	P,S,T,M,VP SC	16			



Club Health Assessment for District LB 3 through June 2025

			Status	Membership							Reports					Finance		LCIF
Club Number	Club Name	Charter Date		Current Member Count	YTD Members Added	YTD Members Dropped	YTD Net Growth	YTD Net Growth%	Member Count 12 Months Ago	Avg. length of service for dropped members	Months Since Last MMR ***	Yrs. Since Last Officer Report	President Rotation	Vice President Reported ****	Months Since Last Activity Report ***	Account Balance	Donations for current Fiscal Year	
			Number of times on status quo within last two years	If below 15 members appears				If net loss is greater than 20% appears			If no report in 3 months appears in	When more than one year appears in	Number of repeat terms	Notes the officers that do not have an active	If no report at 12 months appears in red			
57223	PATROCINIO LILIA BRANDAO	07/03/1995	Active	39	6	2	4	11.43%	35	4	0			P,S,T,M,VP SC	13			
	Exc Award (06/30/2020)																	
61292	PERDIZES	11/30/1998	Active	26	3	5	-2	-7.14%	28	5	1			P,S,T,M,VP SC	0			
17062	SANTA VITORIA	04/16/1966	Active	13	0	4	-4	-23.53%	17	21	0			P,S,T,M,VP SC	17			
	Exc Award (06/30/2018)																	
17018	SOBRADINHO	11/01/1966	Active	18	6	3	3	20.00%	15	7	0			P,S,T,M,VP SC	1			
56991	TAGUATINGA HELEN KELLER	05/31/1995	Active	12	1	2	-1	-7.69%	13	22	2			P,S,T,M,VP SC	0			
	Exc Award (06/30/2019, 06/30/2023)																	
33855	TAGUATINGA INDEPENDENCIA	05/19/1977	Active	24	4	3	1	4.35%	23	14	0		2	P,S,T,M,VP SC	18			
42186	TAGUATINGA LIBERDADE	01/25/1983	Active(3)	6	1	5	-4	-40.00%	10	24	1			P,S,T,M,VP SC	13		\$1,000.00	
17066	TUPACIGUARA ENODES DE OLIVEIRA	03/26/1960	Active	54	0	7	-7	-11.48%	61	15	0			P,S,T,M,VP SC	6			
	Exc Award (06/30/2024)																	
17068	UBERABA	07/06/1959	Active	26	4	5	-1	-3.70%	27	11	1			P,S,T,M,VP SC	0			
	Exc Award (06/30/2020, 06/30/2024)																	
17069	UBERABA 70	06/01/1970	Active	24	0	5	-5	-17.24%	29	22	0			P,S,T,M,VP SC	0			
108748	UBERABA NAIR DA SILVA OLIVEIRA	06/23/2010	Active	61	5	4	1	1.67%	60	3	1		2	P,S,T,M,VP SC	0		\$1,016.17	
	Exc Award (06/30/2018, 06/30/2021)																	
106607	UBERABA SANTOS DUMONT	09/25/2009	Active	22	3	2	1	4.76%	21	9	1		2	P,S,T,M,VP SC	14			
	Exc Award (06/30/2016, 06/30/2018)																	
41912	UBERABA SETE COLINAS	10/25/1982	Active	42	0	2	-2	-4.55%	44	5	0		2	P,S,T,M,VP SC	0			
	Exc Award (06/30/2023)																	
17067	UBERLANDIA	06/06/1959	Active	9	0	0	0	0.00%	9		60	2	None	P,S,T,M,VP SC	24+			
142208	Uberlândia 1 de Maio	07/21/2020	Active	17	3	1	2	13.33%	15	0	0		2	P,S,T,M,VP SC	0		\$40.00	
46307	UBERLANDIA 21 DE ABRIL	06/10/1986	Active	27	6	5	1	3.85%	26	11	0			P,S,T,M,VP SC	0			
102993	UBERLANDIA ADOLFO ALVES DA SILVA	06/30/2008	Active	21	4	0	4	23.53%	17		0			P,S,T,M,VP SC	0			
30367	UBERLANDIA CRUZEIRO DO SUL	03/06/1975	Active	34	10	3	7	25.93%	27	37	0			P,S,T,M,VP SC	0		\$1,438.98	



Club Health Assessment for District LB 3 through June 2025

Club Number	Club Name	Charter Date	Status	Membership							Reports					Finance	LCIF
				Current Member Count	YTD Members Added	YTD Members Dropped	YTD Net Growth	YTD Net Growth%	Member Count 12 Months Ago	Avg. length of service for dropped members	Months Since Last MMR ***	Yrs. Since Last Officer Report	President Rotation	Vice President Reported ****	Months Since Last Activity Report ***	Account Balance	Donations for current Fiscal Year
			Number of times on status quo within last two years	If below 15 members appears				If net loss is greater than 20% appears			If no report in 3 months appears in	When more than one year appears in	Number of repeat terms	Notes the officers that do not have an active	If no report at 12 months appears in red		
35369	UNAI Exc Award (06/30/2018)	04/14/1978	Active(1)	69	5	8	-3	-4.17%	72	10	0			P,S,T,M,VP SC	13		

Clubs Cancelled Previous Fiscal Year – Clubs Cancelled within last 12 months may be reinstated

Club Number	Club Name	Charter Date	Current Status*	Cancellation Date
17021	BRASILIA TRES PODERES	06/20/1964	Cancelled(6*)	09/29/2023

Current Total Clubs Count	YTD New Clubs Count	YTD Cancelled Clubs Count	YTD Net Club Gain	Current Total Members Count	YTD Add	YTD Drop	YTD Net Growth	YTD Net Growth %	Member Count 12 Months Ago	Average Member Count Per Club	% of Clubs with less than 20 members	% No MMR in 3 Months	% No Officer Report in 12 Months	% of Clubs with balance 90+ days	Number of Clubs in Status Quo	% Status Quo Clubs in Financial Suspension	Number of Cancelled Clubs	Average Cancelled Club Age	Members Lost Due to Cancellation	% of Clubs Cancelled for Non-Financial Reasons
54	0	1	-1	1,423	162	157	5	0.35%	1,418	26	41%	26%	9%	2%	0	0%	1	114	13	0%

* - P - Priority Club. Cancellation Reasons: 1-Objectives/conduct, 2-Non-active club, 5-Non-existing club, 6-Disbanding, 7-Merger, 8-Financial Suspension, 9-District/Multiple District Dues.

** - Abbreviation: P-President, S-Secretary, T-Treasurer, M-Member Chairperson, VP-First Vice President, MC-Communications Chairperson, SC-Service Chairperson

*** - Abbreviation: N/R - Never reported using the Lions Clubs website, N/A - Not applicable, No password registered for the Lions Clubs website.

**** - Abbreviation: N - New, IP - Immediate Past, R - Repeat.



Club Health Assessment for District LB 4 through June 2025

			Status	Membership							Reports					Finance		LCIF
Club Number	Club Name	Charter Date		Current Member Count	YTD Members Added	YTD Members Dropped	YTD Net Growth	YTD Net Growth%	Member Count 12 Months Ago	Avg. length of service for dropped members	Months Since Last MMR ***	Yrs. Since Last Officer Report	President Rotation	Vice President Reported ****	Months Since Last Activity Report ***	Account Balance	Donations for current Fiscal Year	
			Number of times on status quo within last two years	If below 15 members appears				If net loss is greater than 20% appears			If no report in 3 months appears in	When more than one year appears in	Number of repeat terms	Notes the officers that do not have an active	If no report at 12 months appears in red			
Clubs less than two years old																		
182344	Campinópolis Norberto Kühne	05/28/2025	Newly Chartered	37	37	0	37	100.00%	0		0			P,S,T,M,VP SC	N/R			
181844	Campos de Júlio Coração de Leão	04/18/2025	Newly Chartered	20	23	3	20	100.00%	0	0	0			P,S,T,M,VP SC	1			
182885	Castanheira Ouro Branco	06/18/2025	Newly Chartered	22	22	0	22	100.00%	0		0			P,S,T,M,VP SC	N/A			
156781	Confresa	12/07/2023	Active(1)	17	6	9	-3	-15.00%	20	2	0		None	P,S,T,M,VP SC	N/R			
182229	Cuiabá Rede do Bem	05/27/2025	Newly Chartered	20	20	0	20	100.00%	0		0			P,S,T,M,VP SC	N/R			
182881	Novo Mundo Entre Rios	06/18/2025	Newly Chartered	23	23	0	23	100.00%	0		0			P,S,T,M,VP SC	N/A			
172100	Querencia	06/12/2024	Active	19	0	4	-4	-17.39%	23	1	0		2	P,S,T,M,VP SC	1			
156690	Tabaporã Cidade Bonita	12/14/2023	Active(1)	22	16	4	12	120.00%	10	1	0			P,S,T,M,VP SC	0			
182702	Tangará da Serra Sementinhas	06/10/2025	Newly Chartered	23	23	0	23	100.00%	0		0			P,S,T,M,VP SC	N/R			
Clubs more than two years old																		
59749	AGUA BOA	06/25/1997	Active	11	4	11	-7	-38.89%	18	3	1			P,S,T,M,VP SC	6		\$1,000.07	
45126	ALTA FLORESTA	06/28/1985	Active	27	0	0	0	0.00%	27		0		None	P,S,T,M,VP SC	10			
Exc Award (06/30/2019, 06/30/2020)																		
50802	APIACAS	06/29/1990	Active	8	4	2	2	33.33%	6	5	3			P,S,T,M,VP SC	18			
17366	CACERES	06/19/1965	Active	19	1	0	1	5.56%	18		4		6	P,S,T,M,VP SC	4			
82765	CACERES PORTAL DO PANTANAL	06/30/2004	Active	23	3	3	0	0.00%	23	14	0			P,S,T,M,VP SC	0			
Exc Award (06/30/2021, 06/30/2023)																		
58382	CAMPO NOVO DO PARECIS	06/03/1996	Active	64	0	3	-3	-4.48%	67	1	1			P,S,T,M,VP SC	0			
Exc Award (06/30/2020, 06/30/2022, 06/30/2024)																		
128049	Campo Verde Centenario	06/23/2016	Active(1)	14	2	2	0	0.00%	14	6	0		3	P,S,T,M,VP SC	2		\$1,001.60	
54582	CANARANA	06/11/1993	Active	42	4	7	-3	-6.67%	45	7	1		2	P,S,T,M,VP SC	1		\$2,001.71	
Exc Award (06/30/2020, 06/30/2024)																		



Club Health Assessment for District LB 4 through June 2025

			Status	Membership							Reports					Finance		LCIF
Club Number	Club Name	Charter Date		Current Member Count	YTD Members Added	YTD Members Dropped	YTD Net Growth	YTD Net Growth%	Member Count 12 Months Ago	Avg. length of service for dropped members	Months Since Last MMR ***	Yrs. Since Last Officer Report	President Rotation	Vice President Reported ****	Months Since Last Activity Report ***	Account Balance	Donations for current Fiscal Year	
			Number of times on status quo within last two years	If below 15 members appears					If net loss is greater than 20% appears			If no report in 3 months appears in	When more than one year appears in	Number of repeat terms	Notes the officers that do not have appears in an active	If no report at 12 months red		
43365	CHAPADA DOS GUIMARAES	01/11/1984	Active	27	6	22	-16	-37.21%	43	6	1		3	P,S,T,M,VP SC	10			
Exc Award (06/30/2021)																		
62133	CLAUDIA	06/21/1999	Active	28	5	3	2	7.69%	26	7	0			P,S,T,M,VP SC	0		\$2,000.22	
Exc Award (06/30/2018, 06/30/2019, 06/30/2020)																		
48776	COLIDER	06/28/1988	Active	60	15	9	6	11.11%	54	10	0			P,S,T,M,VP SC	0		\$5,023.56	
Exc Award (06/30/2018, 06/30/2022, 06/30/2023)																		
51299	COMODORO	02/06/1991	Active(3)	13	0	0	0	0.00%	13		19	1	None	P,S,T,M,VP SC	24+			
153172	Cuiaba	12/14/2022	Active(1)	22	15	19	-4	-15.38%	26	2	0			P,S,T,M,VP SC	0		\$1,000.07	
61870	CUIABA BOA ESPERANCA	05/03/1999	Active	40	2	2	0	0.00%	40	2	1			P,S,T,M,VP SC	0		\$5,000.61	
Exc Award (06/30/2017, 06/30/2018, 06/30/2019)																		
126477	Cuiaba Cidade Verde Centenario	01/27/2016	Active(2)	17	17	19	-2	-10.53%	19	6	8		2	P,S,T,M,VP SC	1			
61984	CUIABA CPA I MATO GROSSO	05/27/1999	Active(2)	27	15	25	-10	-27.03%	37	1	2		2	P,S,T,M,VP SC	6			
135146	Cuiabá Helen Keller Centenario	06/14/2018	Active	12	1	10	-9	-42.86%	21	5	0			P,S,T,M,VP SC	3		\$1,000.07	
Exc Award (06/30/2020)																		
45370	CUIABA LESTE	09/13/1985	Active	37	11	3	8	27.59%	29	19	0			P,S,T,M,VP SC	3		\$2,000.16	
Exc Award (06/30/2019)																		
17370	CUIABA NORTE	06/25/1969	Active	48	11	6	5	11.63%	43	5	0			P,S,T,M,VP SC	0		\$1,000.14	
Exc Award (06/30/2018, 06/30/2019, 06/30/2020)																		
109451	CUIABÁ VISÃO SOLIDÁRIA	11/11/2010	Active(3)	14	3	1	2	16.67%	12	4	1			P,S,T,M,VP SC	1		\$1,000.10	
33435	DOM AQUINO	03/08/1977	Active(1)	12	15	15	0	0.00%	12	13	1		2	P,S,T,M,VP SC	4			
53006	GUARANTA DO NORTE	05/01/1992	Active	25	13	16	-3	-10.71%	28	5	0			P,S,T,M,VP SC	0			
Exc Award (06/30/2021, 06/30/2023)																		
146491	Ipiranga do Norte	06/09/2021	Active(1)	21	0	0	0	0.00%	21		0			P,S,T,M,VP SC	21			
125160	Jaciara Leao do Vale	06/29/2015	Active(1)	9	0	3	-3	-25.00%	12	1	5			P,S,T,M,VP SC	2		\$1,000.09	
130919	Juara Centenario	05/12/2017	Active	21	7	11	-4	-16.00%	25	1	4			P,S,T,M,VP SC	1		\$1,000.07	
Exc Award (06/30/2018, 06/30/2019, 06/30/2020)																		
45785	JUINA	03/02/1986	Active(1)	37	17	0	17	85.00%	20		2			P,S,T,M,VP SC	4			



Club Health Assessment for District LB 4 through June 2025

			Status	Membership							Reports					Finance		LCIF
Club Number	Club Name	Charter Date		Current Member Count	YTD Members Added	YTD Members Dropped	YTD Net Growth	YTD Net Growth%	Member Count 12 Months Ago	Avg. length of service for dropped members	Months Since Last MMR ***	Yrs. Since Last Officer Report	President Rotation	Vice President Reported ****	Months Since Last Activity Report ***	Account Balance	Donations for current Fiscal Year	
			Number of times on status quo within last two years	If below 15 members appears				If net loss is greater than 20% appears			If no report in 3 months appears in	When more than one year appears in	Number of repeat terms	Notes the officers that do not have an active	If no report at 12 months appears in red			
151069	Juscimeira	06/10/2022	Active(1)	6	10	23	-13	-68.42%	19	2	1		2	P,S,T,M,VP SC	4			
132808	Lucas do Rio Verde Centenario	10/10/2017	Active	15	0	9	-9	-37.50%	24	2	1			P,S,T,M,VP SC	12			
150911	Marcelândia Fenix	05/20/2022	Active(1)	19	0	2	-2	-9.52%	21	1	4			P,S,T,M,VP SC	6			
51783	MATUPA	06/20/1991	Active	19	3	2	1	5.56%	18	2	0			P,S,T,M,VP SC	0			
Exc Award (06/30/2018, 06/30/2019)																		
44039	MIRASSOL D'OESTE	06/30/1984	Active(1)	17	0	0	0	0.00%	17		18		14	P,S,T,M,VP SC	24+			
144027	Nortelandia	12/15/2020	Active	6	2	4	-2	-25.00%	8	4	0			P,S,T,M,VP SC	11			
Exc Award (06/30/2021)																		
58548	NOVA BANDEIRANTE	06/30/1996	Active(2)	8	1	2	-1	-11.11%	9	25	2		2	P,S,T,M,VP SC	3			
138202	Nova Canaã do Norte	05/24/2019	Active	20	7	1	6	42.86%	14	5	0			P,S,T,M,VP SC	0			
119838	Nova Guarita	06/26/2013	Active(1)	25	0	7	-7	-21.88%	32	4	1			P,S,T,M,VP SC	1			
131359	Nova Lacerda Centenário - Vale do Galera	06/19/2017	Active(2)	31	7	1	6	24.00%	25	3	0			P,S,T,M,VP SC	0		\$2,000.22	
Exc Award (06/30/2020)																		
125797	Nova Monte Verde Centenario	09/30/2015	Active	28	0	0	0	0.00%	28		11			P,S,T,M,VP SC	3			
153838	Nova Mutum Semeadores	03/31/2023	Active	36	9	0	9	33.33%	27		1			P,S,T,M,VP SC	6			
154330	Nova Olimpia Visao	05/22/2023	Cancelled(8*)	0	0	23	-23	-100.00%	23	2	3	1	None	P,S,T,M,VP SC	N/A	90+ Days		
56974	NOVA XAVANTINA	05/26/1995	Active	39	4	4	0	0.00%	39	6	0			P,S,T,M,VP SC	1		\$2,071.18	
Exc Award (06/30/2018, 06/30/2023, 06/30/20)																		
45503	PEDRA PRETA	11/20/1985	Active	18	2	3	-1	-5.26%	19	5	1			P,S,T,M,VP SC	1	90+ Days		
Exc Award (06/30/2018)																		
51594	PEIXOTO DE AZEVEDO	04/29/1991	Active(1)	15	0	4	-4	-21.05%	19	3	8			P,S,T,M,VP SC	1			
Exc Award (06/30/2018, 06/30/2021)																		
45504	PONTES E LACERDA	11/04/1985	Active	49	4	8	-4	-7.55%	53	9	0			P,S,T,M,VP SC	2		\$2,000.26	
Exc Award (06/30/2018, 06/30/2019, 06/30/20)																		
154257	Porto dos Gaúchos Vale do Arinos	04/27/2023	Active	11	1	2	-1	-8.33%	12	2	0			P,S,T,M,VP SC	10			
56947	PRIMAVERA DO LESTE	05/19/1995	Active	15	4	2	2	15.38%	13	4	2			P,S,T,M,VP SC	8		\$1,000.07	
Exc Award (06/30/2021)																		



Club Health Assessment for District LB 4 through June 2025

			Membership								Reports					Finance		LCIF		
Club Number	Club Name	Charter Date		Current Member Count	YTD Members Added	YTD Members Dropped	YTD Net Growth	YTD Net Growth%	Member Count 12 Months Ago	Avg. length of service for dropped members	Months Since Last MMR ***	Yrs. Since Last Officer Report	President Rotation	Vice President Reported ****	Months Since Last Activity Report ***	Account Balance	Donations for current Fiscal Year			
			Number of times on status quo within last two years	If below 15 members appears				If net loss is greater than 20% appears			If no report in 3 months appears in	When more than one year appears in	Number of repeat terms	Notes the officers that do not have an active	If no report at 12 months appears in red					
38627	QUATRO MARCOS	06/26/1980	Active	23	7	2	5	27.78%	18	2	1			P,S,T,M,VP SC	6					
Exc Award (06/30/2019)																				
17398	RONDONOPOLIS	06/29/1973	Active	28	2	2	0	0.00%	28	3	0			P,S,T,M,VP SC	0		\$6,102.19			
Exc Award (06/30/2018, 06/30/2019, 06/30/2020)																				
60619	RONDONOPOLIS-SAO JOSE OPERARIO	04/09/1998	Active	26	5	14	-9	-25.71%	35	3	2		None	P,S,T,M,VP SC	7					
Exc Award (06/30/2021, 06/30/2023)																				
150713	Santiago do Norte - Mato Grosso	05/05/2022	Active(1)	25	5	2	3	13.64%	22	1	7			P,S,T,M,VP SC	6					
63495	SAPEZAL	08/02/2000	Active	46	9	8	1	2.22%	45	3	0			P,S,T,M,VP SC	0		\$3,001.91			
Exc Award (06/30/2017, 06/30/2018, 06/30/2020)																				
48104	SINOP	02/04/1988	Active	56	20	21	-1	-1.75%	57	5	0			P,S,T,M,VP SC	0		\$3,001.73			
Exc Award (06/30/2018, 06/30/2019, 06/30/2020)																				
45786	SORRISO	02/04/1986	Active	75	22	7	15	25.00%	60	5	0			P,S,T,M,VP SC	0		\$4,000.53			
Exc Award (06/30/2017, 06/30/2018, 06/30/2020)																				
49915	TANGARA DA SERRA	10/25/1989	Active	59	11	6	5	9.26%	54	15	1			P,S,T,M,VP SC	0		\$2,000.15			
Exc Award (06/30/2018, 06/30/2021, 06/30/2020)																				
105027	VARZEA GRANDE FLOR DO CERRADO	03/17/2009	Active	20	1	0	1	5.26%	19		3		None	P,S,T,M,VP SC	20		\$1,000.10			
Current Total Clubs Count	YTD New Clubs Count	YTD Cancelled Clubs Count	YTD Net Club Gain	Current Total Members Count	YTD Add	YTD Drop	YTD Net Growth	YTD Net Growth %	Member Count 12 Months Ago	Average Member Count Per Club	% of Clubs with less than 20 members	% No MMR in 3 Months	% No Officer Report in 12 Months	% of Clubs with balance 90+ days	Number of Clubs in Status Quo	% Status Quo Clubs in Financial Suspension	Number of Cancelled Clubs	Average Cancelled Club Age	Members Lost Due to Cancellation	% of Clubs Cancelled for Non-Financial Reasons
62	6	1	5	1,616	477	371	106	7.02%	1,510	26	37%	19%	2%	2%	0	0%	1	2	23	0%

* - P - Priority Club. Cancellation Reasons: 1-Objectives/conduct, 2-Non-active club, 5-Non-existing club, 6-Disbanding, 7-Merger, 8-Financial Suspension, 9-District/Multiple District Dues.

** - Abbreviation: P-President, S-Secretary, T-Treasurer, M-Member Chairperson, VP-First Vice President, MC-Communications Chairperson, SC-Service Chairperson

*** - Abbreviation: N/R - Never reported using the Lions Clubs website, N/A - Not applicable, No password registered for the Lions Clubs website.

**** - Abbreviation: N - New, IP - Immediate Past, R - Repeat.



Club Health Assessment for DISTRICT LC 1 through June 2025

			Status	Membership						Reports					Finance		LCIF	
Club Number	Club Name	Charter Date		Current Member Count	YTD Members Added	YTD Members Dropped	YTD Net Growth	YTD Net Growth%	Member Count 12 Months Ago	Avg. length of service for dropped members	Months Since Last MMR ***	Yrs. Since Last Officer Report	President Rotation	Vice President Reported ****	Months Since Last Activity Report ***	Account Balance	Donations for current Fiscal Year	
			Number of times on status quo within last two years	If below 15 members appears					If net loss is greater than 20% appears			If no report in 3 months appears in	When more than one year appears in	Number of repeat terms	Notes the officers that do not have an active	If no report at 12 months appears in red		
Clubs less than two years old																		
171570	Rio de Janeiro Colorindo a Vida	06/10/2024	Active	10	0	16	-16	-61.54%	26	1	0				P,S,T,M,VP SC	N/R		
156159	Rio de Janeiro Embaixadores de Alegria	10/05/2023	Cancelled(6*)	0	0	21	-21	-100.00%	21	2	1		None		P,S,T,M,VP SC	N/R		
Clubs more than two years old																		
16508	DUQUE DE CAXIAS	09/30/1966	Active	14	0	0	0	0.00%	14		12		3		P,S,T,M,VP SC	2		
Exc Award (06/30/2018, 06/30/2023)																		
130749	Duque de Caxias Ama Xerém - Centenario	04/28/2017	Active	22	1	2	-1	-4.35%	23	6	0		2		P,S,T,M,VP SC	10		
16528	PETROPOLIS CENTRO	08/25/1953	Active	16	0	2	-2	-11.11%	18	16	0		2		P,S,T,M,VP SC	1		
Exc Award (06/30/2017, 06/30/2021)																		
45121	PETROPOLIS ITAIPAVA	06/20/1985	Active	5	0	3	-3	-37.50%	8	15	0				P,S,T,M,VP SC	0		
49685	PETROPOLIS QUITANDINHA	06/20/1989	Active	16	7	3	4	33.33%	12	16	0		2		P,S,T,M,VP SC	5	\$41.17	
Exc Award (06/30/2022)																		
43023	PIRAI	09/22/1983	Active	36	2	2	0	0.00%	36	9	1				P,S,T,M,VP SC	14		
16529	RESENDE	03/05/1961	Active	28	0	0	0	0.00%	28		18				P,S,T,M,VP SC	8		
16542	RIO DE JANEIRO	04/16/1952	Active	18	5	5	0	0.00%	18	21	0		9		P,S,T,M,VP SC	10		
Exc Award (06/30/2021)																		
16533	RIO DE JANEIRO BANGU	10/15/1969	Active	18	5	4	1	5.88%	17	12	3				P,S,T,M,VP SC	0		
16537	RIO DE JANEIRO BONSUCESSO	03/10/1965	Cancelled(6*)	0	0	2	-2	-100.00%	2	30	2		None		P,S,T,M,VP SC	23		
Exc Award (06/30/2017)																		
49000	RIO DE JANEIRO CACHAMBI	11/02/1988	Active	23	4	5	-1	-4.17%	24	4	0				P,S,T,M,VP SC	23	\$1,121.21	
16561	RIO DE JANEIRO CAMPO GRANDE	05/08/1964	Active	14	0	3	-3	-17.65%	17	7	1		4		P,S,T,M,VP SC	19		
62514	RIO DE JANEIRO CARIOCA	11/03/1999	Active	26	1	0	1	4.00%	25		0				P,S,T,M,VP SC	4	\$64.58	
Exc Award (06/30/2017)																		
150569	Rio de Janeiro Cibernético Acessibilidade e Inclusão	05/16/2022	Active(2)	18	0	4	-4	-18.18%	22	3	0		2		P,S,T,M,VP SC	N/R		
127537	Rio de Janeiro Cibernético Motivação CL Eloy Silva	05/13/2016	Active(2)	0	0	6	-6	-100.00%	6	8	0		None		P,S,T,M,VP SC	N/R		



Club Health Assessment for DISTRICT LC 1 through June 2025

			Status	Membership							Reports					Finance	LCIF
Club Number	Club Name	Charter Date		Current Member Count	YTD Members Added	YTD Members Dropped	YTD Net Growth	YTD Net Growth%	Member Count 12 Months Ago	Avg. length of service for dropped members	Months Since Last MMR ***	Yrs. Since Last Officer Report	President Rotation	Vice President Reported ****	Months Since Last Activity Report ***	Account Balance	Donations for current Fiscal Year
			Number of times on status quo within last two years	If below 15 members appears				If net loss is greater than 20% appears			If no report in 3 months appears in	When more than one year appears in	Number of repeat terms	Notes the officers that do not have an active	If no report at 12 months appears in red		
55918	RIO DE JANEIRO CIDADE MARAVILHOSA Exc Award (06/30/2018)	06/24/1994	Active(1)	37	20	8	12	48.00%	25	18	0			P,S,T,M,VP SC	4		\$20.06
16544	RIO DE JANEIRO COPACABANA	06/19/1958	Active	16	0	0	0	0.00%	16		14			P,S,T,M,VP SC	23		
16563	RIO DE JANEIRO ENGENHO VELHO	03/21/1966	Active	4	0	0	0	0.00%	4		12		3	P,S,T,M,VP SC	1		
16556	RIO DE JANEIRO FLAMENGO	05/28/1965	Active	26	2	9	-7	-21.21%	33	15	4			P,S,T,M,VP SC	3		
145085	Rio de Janeiro Golfe Olímpico Exc Award (06/30/2023, 06/30/2024)	03/11/2021	Cancelled(6*)	0	2	53	-51	-100.00%	50	5	1		None	P,S,T,M,VP SC	10		
16555	RIO DE JANEIRO GRAJAU	09/21/1964	Active(1)	9	0	0	0	0.00%	9		19	1	None	P,S,T,M,VP SC	24+		
60073	RIO DE JANEIRO GUARATIBA Exc Award (06/30/2018)	11/04/1997	Active	11	0	0	0	0.00%	11		15	1	None	P,S,T,M,VP SC	11		
16557	RIO DE JANEIRO ILHA DO GOVERNADOR Exc Award (06/30/2017)	06/28/1965	Active	14	0	0	0	0.00%	14		11		2	P,S,T,M,VP SC	6		\$50.00
16558	RIO DE JANEIRO JACAREPAGUA Exc Award (06/30/2017)	06/08/1965	Active	13	1	3	-2	-13.33%	15	14	1			P,S,T,M,VP SC	9		\$994.32
152789	Rio de Janeiro Jovens Líderes	11/04/2022	Active	8	1	9	-8	-50.00%	16	3	0			P,S,T,M,VP SC	7		
16545	RIO DE JANEIRO LEME Exc Award (06/30/2019)	10/21/1958	Active	17	0	4	-4	-19.05%	21	14	2			P,S,T,M,VP SC	9		\$20.59
16531	RIO DE JANEIRO LINS DE VASCONCELOS	12/01/1966	Active	18	3	5	-2	-10.00%	20	25	1		2	P,S,T,M,VP SC	10		
57640	RIO DE JANEIRO MARACANA	12/18/1995	Active	9	0	0	0	0.00%	9		12	1	None	P,S,T,M,VP SC	24+		\$30.66
59170	RIO DE JANEIRO PRINCESA DO LEME Exc Award (06/30/2016, 06/30/2017, 06/30/20)	02/26/1997	Active	24	2	1	1	4.35%	23	16	0			P,S,T,M,VP SC	0		
48020	RIO DE JANEIRO REC DOS BANDEIR Exc Award (06/30/2017, 06/30/2018)	01/06/1988	Active	38	2	6	-4	-9.52%	42	15	2			P,S,T,M,VP SC	1		
16562	RIO DE JANEIRO RIO COMPRIDO	06/30/1965	Active	7	0	0	0	0.00%	7		17	1	None	P,S,T,M,VP SC	24+	90+ Days	



Club Health Assessment for DISTRICT LC 1 through June 2025

			Status	Membership							Reports					Finance		LCIF
Club Number	Club Name	Charter Date		Current Member Count	YTD Members Added	YTD Members Dropped	YTD Net Growth	YTD Net Growth%	Member Count 12 Months Ago	Avg. length of service for dropped members	Months Since Last MMR ***	Yrs. Since Last Officer Report	President Rotation	Vice President Reported ****	Months Since Last Activity Report ***	Account Balance	Donations for current Fiscal Year	
			Number of times on status quo within last two years	If below 15 members appears				If net loss is greater than 20% appears			If no report in 3 months appears in	When more than one year appears in	Number of repeat terms	Notes the officers that do not have an active	If no report at 12 months appears in red			
48609	RIO DE JANEIRO ROCHA MIRANDA	05/20/1988	Active	9	0	0	0	0.00%	9		11			P,S,T,M,VP SC	7			
16552	RIO DE JANEIRO SAO CRISTOVAO	04/25/1963	Active(3)	2	0	0	0	0.00%	2		18	1	None	P,S,T,M,VP SC	24+			
64490	RIO DE JANEIRO SERNAMBETIBA Exc Award (06/30/2107)	06/25/2001	Active	18	4	1	3	20.00%	15	15	0		4	P,S,T,M,VP SC	0		\$41.70	
38160	RIO DE JANEIRO TAQUARA	03/14/1980	Active	29	6	3	3	11.54%	26	8	0			P,S,T,M,VP SC	2		\$24.00	
16546	RIO DE JANEIRO URCA	08/24/1959	Active	4	0	1	-1	-20.00%	5	34	4		4	P,S,T,M,VP SC	24+			
37824	RIO DE JANEIRO VILA VALQUEIRE	12/10/1979	Active	6	0	2	-2	-25.00%	8	4	2		None	P,S,T,M,VP SC	24+			
134308	Rio de Janeiro Vozes da Pólio	04/18/2018	Active	19	5	3	2	11.76%	17	6	0			P,S,T,M,VP SC	24+			
77309	RIO DE JANEIRO-LAGOA RODRIGO DE FREITAS	06/30/2003	Active	15	0	2	-2	-11.76%	17	9	0		2	P,S,T,M,VP SC	10		\$40.20	
64903	RIO DE JANEIRO-REALENGO	01/02/2002	Active(2)	3	3	3	0	0.00%	3	15	5		3	P,S,T,M,VP SC	24+			
33338	SAO JOAO DE MERITI Exc Award (06/30/2017, 06/30/2018)	02/03/1977	Active	17	4	0	4	30.77%	13		1		6	P,S,T,M,VP SC	0			
16568	TERESOPOLIS	06/27/1955	Active(3)	5	0	7	-7	-58.33%	12	29	6		3	P,S,T,M,VP SC	24+			
48610	VOLTA REDONDA CIDADE DO ACO Exc Award (06/30/2024)	05/24/1988	Active	14	0	0	0	0.00%	14		0			P,S,T,M,VP SC	13			

Clubs Cancelled Previous Fiscal Year – Clubs Cancelled within last 12 months may be reinstated

Club Number	Club Name	Charter Date	Current Status*	Cancellation Date
16525	PARACAMBI	05/08/1969	Cancelled(8*)	12/16/2023
136833	Rio de Janeiro Coração do Brasil	11/27/2018	Cancelled(8*)	12/29/2023
102646	RIO DE JANEIRO CRISTO REDENTOR	01/14/2009	Cancelled(8*)	12/29/2023
16575	VOLTA REDONDA	10/10/1959	Cancelled(6*)	10/29/2023



Club Health Assessment for DISTRICT LC 1 through June 2025

Club Number			Club Name			Charter Date			Status					Membership					Reports					Finance		LCIF
									Current Member Count	YTD Members Added	YTD Members Dropped	YTD Net Growth	YTD Net Growth%	Member Count 12 Months Ago	Avg. length of service for dropped members	Months Since Last MMR ***	Yrs. Since Last Officer Report	President Rotation	Vice President Reported ****	Months Since Last Activity Report ***	Account Balance	Donations for current Fiscal Year				
									Number of times on status quo within last two years	If below 15 members appears			If net loss is greater than 20% appears			If no report in 3 months appears in			When more than one year appears in	Number of repeat terms	Notes the officers that do not have an active		If no report at 12 months appears in red			
Current Total Clubs Count	YTD New Clubs Count	YTD Cancelled Clubs Count	YTD Net Club Gain	Current Total Members Count	YTD Add	YTD Drop	YTD Net Growth	YTD Net Growth %	Member Count 12 Months Ago	Average Member Count Per Club	% of Clubs with less than 20 members	% No MMR in 3 Months	% No Officer Report in 12 Months	% of Clubs with balance 90+ days	Number of Clubs in Status Quo	% Status Quo Clubs in Financial Suspension	Number of Cancelled Clubs	Average Cancelled Club Age	Members Lost Due to Cancellation	% of Clubs Cancelled for Non-Financial Reasons						
42	0	3	-3	656	80	198	-118	-15.25%	773	16	76%	38%	12%	2%	0	0%	3	68	76	0%						

* - P - Priority Club. Cancellation Reasons: 1-Objectives/conduct, 2-Non-active club, 5-Non-existing club, 6-Disbanding, 7-Merger, 8-Financial Suspension, 9-District/Multiple District Dues.

** - Abbreviation: P-President, S-Secretary, T-Treasurer, M-Member Chairperson, VP-First Vice President, MC-Communications Chairperson, SC-Service Chairperson

*** - Abbreviation: N/R - Never reported using the Lions Clubs website, N/A - Not applicable, No password registered for the Lions Clubs website.

**** - Abbreviation: N - New, IP - Immediate Past, R - Repeat.



Club Health Assessment for District LC 2 through June 2025

			Status	Membership							Reports					Finance		LCIF
Club Number	Club Name	Charter Date		Current Member Count	YTD Members Added	YTD Members Dropped	YTD Net Growth	YTD Net Growth%	Member Count 12 Months Ago	Avg. length of service for dropped members	Months Since Last MMR ***	Yrs. Since Last Officer Report	President Rotation	Vice President Reported ****	Months Since Last Activity Report ***	Account Balance	Donations for current Fiscal Year	
			Number of times on status quo within last two years	If below 15 members appears				If net loss is greater than 20% appears			If no report in 3 months appears in	When more than one year appears in	Number of repeat terms	Notes the officers that do not have an active	If no report at 12 months appears in red			
Clubs less than two years old																		
181588	Salto Monte Serrat	03/31/2025	Active	23	24	1	23	100.00%	0	0	0			P,S,T,M,VP SC	0			
179336	São Paulo Diabetes	10/30/2024	Active(1)	29	29	0	29	100.00%	0		0			P,S,T,M,VP SC	3			
Clubs more than two years old																		
38617	BOITUVA Exc Award (06/30/2023, 06/30/2024)	06/03/1980	Active	28	4	3	1	3.70%	27	4	3			P,S,T,M,VP SC	1		\$1,020.17	
16577	CAPIVARI Exc Award (06/30/2023)	11/14/1962	Active	23	3	3	0	0.00%	23	11	2			P,S,T,M,VP SC	0		\$20.03	
16578	CERQUILHO Exc Award (06/30/2020)	09/04/1966	Active	44	8	0	8	22.22%	36		0		None	P,S,T,M,VP SC	0		\$20.03	
34019	COTIA	06/07/1977	Active	14	5	0	5	55.56%	9		2		2	P,S,T,M,VP SC	7		\$70.03	
16580	INDAIATUBA Exc Award (06/30/2023, 06/30/2024)	08/26/1959	Active	27	6	7	-1	-3.57%	28	14	0			P,S,T,M,VP SC	0		\$880.14	
16582	ITAPETININGA Exc Award (06/30/2023)	06/05/1956	Active	18	2	1	1	5.88%	17	22	0		4	P,S,T,M,VP SC	2		\$70.00	
128093	Itapevi Centro Exc Award (06/30/2020, 06/30/2022, 06/30/2024)	06/24/2016	Active(1)	32	3	12	-9	-21.95%	41	4	0		2	P,S,T,M,VP SC	1		\$290.03	
16583	ITATIBA Exc Award (06/30/2023)	10/11/1971	Active	20	4	0	4	25.00%	16		2			P,S,T,M,VP SC	0		\$951.87	
16584	ITU Exc Award (06/30/2020, 06/30/2022, 06/30/2024)	10/23/1960	Active	23	11	6	5	27.78%	18	16	0			P,S,T,M,VP SC	0		\$490.12	
34020	JUNDIAI SUL	06/07/1977	Active(1)	5	0	0	0	0.00%	5		18	1	None	P,S,T,M,VP SC	18			
35189	MAIRINQUE	03/20/1978	Active(1)	5	0	0	0	0.00%	5		25	1	None	P,S,T,M,VP SC	N/R		\$20.03	
16586	OSASCO	06/08/1963	Active	15	0	0	0	0.00%	15		2		7	P,S,T,M,VP SC	0		\$70.03	
16589	REGISTRO	06/07/1964	Active	27	5	2	3	12.50%	24	18	0			P,S,T,M,VP SC	3		\$40.00	
129593	São Paulo - Nações De Cultura De Paz	01/03/2017	Active(1)	4	0	0	0	0.00%	4		2		9	P,S,T,M,VP SC	2		\$20.03	
16598	SAO PAULO ACLIMACAO	11/29/1956	Cancelled(6*)	0	0	0	0	0.00%	0		0	1	None	P,S,T,M,VP SC	24+			



Club Health Assessment for District LC 2 through June 2025

			Status	Membership							Reports					Finance		LCIF
Club Number	Club Name	Charter Date		Current Member Count	YTD Members Added	YTD Members Dropped	YTD Net Growth	YTD Net Growth%	Member Count 12 Months Ago	Avg. length of service for dropped members	Months Since Last MMR ***	Yrs. Since Last Officer Report	President Rotation	Vice President Reported ****	Months Since Last Activity Report ***	Account Balance	Donations for current Fiscal Year	
			Number of times on status quo within last two years	If below 15 members appears				If net loss is greater than 20% appears			If no report in 3 months appears in	When more than one year appears in	Number of repeat terms	Notes the officers that do not have an active	If no report at 12 months appears in red			
37430	SAO PAULO ALTO DOS PINHEIROS	07/09/1979	Active	0	0	4	-4	-100.00%	4	25	0		None	P,S,T,M,VP SC	20	90+ Days	\$20.03	
138670	São Paulo Anhembi Transformação	06/19/2019	Active	12	0	0	0	0.00%	12		2			P,S,T,M,VP SC	3		\$1,110.94	
16605	SAO PAULO BANDEIRANTES L C	12/20/1955	Active(2)	3	0	0	0	0.00%	3		28	1	None	P,S,T,M,VP SC	N/R			
37238	SAO PAULO BARRA FUNDA	06/12/1979	Active	12	0	0	0	0.00%	12		2			P,S,T,M,VP SC	0		\$90.85	
16595	SAO PAULO BELEM	09/25/1959	Active	16	3	2	1	6.67%	15	2	2			P,S,T,M,VP SC	1		\$20.03	
Exc Award (06/30/2020, 06/30/2023)																		
36384	SAO PAULO CAMPOS ELISEOS	12/18/1978	Active	14	0	0	0	0.00%	14		3			P,S,T,M,VP SC	1		\$60.89	
Exc Award (06/30/2022, 06/30/2023)																		
16627	SAO PAULO CASA VERDE	06/03/1968	Active	28	2	4	-2	-6.67%	30	33	1		2	P,S,T,M,VP SC	8		\$40.00	
Exc Award (06/30/2023)																		
16597	SAO PAULO CENTRO	07/23/1952	Active(1)	33	4	5	-1	-2.94%	34	7	0			P,S,T,M,VP SC	0		\$20.00	
Exc Award (06/30/2023)																		
29125	SÃO PAULO CONTINENTAL	04/04/1974	Active	32	8	3	5	18.52%	27	3	0		2	P,S,T,M,VP SC	0		\$40.03	
Exc Award (06/30/2016, 06/30/2018, 06/30/2020)																		
144347	São Paulo Elos	12/22/2020	Active	25	11	8	3	13.64%	22	3	0			P,S,T,M,VP SC	0		\$272.77	
Exc Award (06/30/2021, 06/30/2022, 06/30/2023)																		
16594	SAO PAULO IMIRIM	04/15/1971	Active	14	4	0	4	40.00%	10		2		2	P,S,T,M,VP SC	0	\$140.00		
Exc Award (06/30/2016, 06/30/2018, 06/30/2020)																		
53252	SAO PAULO INDEPENDENCIA	06/01/1992	Active	7	0	0	0	0.00%	7		9		3	P,S,T,M,VP SC	5	\$20.13		
16599	SAO PAULO IPIRANGA	05/05/1955	Active	14	0	3	-3	-17.65%	17	10	7		3	P,S,T,M,VP SC	1	\$40.13		
16629	SAO PAULO MONCOES	05/20/1971	Active	16	1	10	-9	-36.00%	25	21	2		2	P,S,T,M,VP SC	1	\$580.18		
Exc Award (06/30/2024)																		
16602	SAO PAULO MOOCA	02/15/1955	Active(1)	2	0	0	0	0.00%	2		36		11	P,S,T,M,VP SC	24+			
16611	SAO PAULO PACAEMBU	03/28/1961	Active	25	1	5	-4	-13.79%	29	11	0		2	P,S,T,M,VP SC	0	\$118.70		
Exc Award (06/30/2021, 06/30/2022, 06/30/2023)																		
16612	SAO PAULO PARY	04/12/1961	Active	14	0	2	-2	-12.50%	16	22	2		2	P,S,T,M,VP SC	24+	\$40.00		



Club Health Assessment for District LC 2 through June 2025

			Status	Membership							Reports					Finance	LCIF
Club Number	Club Name	Charter Date		Current Member Count	YTD Members Added	YTD Members Dropped	YTD Net Growth	YTD Net Growth%	Member Count 12 Months Ago	Avg. length of service for dropped members	Months Since Last MMR ***	Yrs. Since Last Officer Report	President Rotation	Vice President Reported ****	Months Since Last Activity Report ***	Account Balance	Donations for current Fiscal Year
			Number of times on status quo within last two years	If below 15 members appears				If net loss is greater than 20% appears			If no report in 3 months appears in	When more than one year appears in	Number of repeat terms	Notes the officers that do not have an active	If no report at 12 months appears in red		
16603	SAO PAULO PENHA	04/26/1956	Active	17	0	0	0	0.00%	17		2		2	P,S,T,M,VP SC	9		\$20.03
36980	SAO PAULO POMPEIA	04/20/1979	Active	28	6	0	6	27.27%	22		2		2	P,S,T,M,VP SC	0		\$1,163.49
Exc Award (06/30/2016, 06/30/2020, 06/30/2024)																	
16606	SAO PAULO SANTANA	01/22/1958	Active(1)	7	2	1	1	16.67%	6	56	0		3	P,S,T,M,VP SC	24+		\$20.00
Exc Award (06/30/2018, 06/30/2020)																	
16624	SAO PAULO SAO MIGUEL PAULISTA	04/08/1965	Active	25	1	0	1	4.17%	24		0			P,S,T,M,VP SC	1		\$1,287.59
Exc Award (06/30/2019, 06/30/2023, 06/30/2024)																	
16613	SÃO PAULO SAÚDE	02/10/1962	Active	20	0	1	-1	-4.76%	21	17	2			P,S,T,M,VP SC	1		\$425.89
Exc Award (06/30/2020, 06/30/2024)																	
135131	São Paulo Sororidade Social	06/15/2018	Active	25	6	14	-8	-24.24%	33	4	0			P,S,T,M,VP SC	0		\$2,456.70
Exc Award (06/30/2021, 06/30/2022)																	
16608	SAO PAULO SUMARE	09/16/1958	Active	25	5	1	4	19.05%	21	2	0			P,S,T,M,VP SC	0		\$1,160.13
Exc Award (06/30/2016, 06/30/2023, 06/30/2024)																	
125064	Sao Paulo Tatuape	06/05/2015	Active	6	1	2	-1	-14.29%	7	3	0		3	P,S,T,M,VP SC	0		\$70.03
16620	SAO PAULO TUCURUVI	02/01/1967	Active(1)	21	4	0	4	23.53%	17		6		5	P,S,T,M,VP SC	0		\$107.42
Exc Award (06/30/2018)																	
31565	SAO PAULO VILA FORMOSA	01/20/1976	Active	33	3	1	2	6.45%	31	1	0		2	P,S,T,M,VP SC	0		\$151.30
Exc Award (06/30/2023)																	
38064	SAO PAULO VILA MATILDE	02/11/1980	Active	26	3	0	3	13.04%	23		1		5	P,S,T,M,VP SC	0		\$20.03
Exc Award (06/30/2024)																	
16614	SAO ROQUE	06/20/1959	Active	10	0	0	0	0.00%	10		8		2	P,S,T,M,VP SC	0		\$110.62
Exc Award (06/30/2023)																	
16607	SOROCABA	04/09/1954	Active(1)	4	0	0	0	0.00%	4		20		2	P,S,T,M,VP SC	0		\$70.00
134767	Sorocaba Fenix	05/22/2018	Active(2)	7	7	6	1	16.67%	6	7	0		2	P,S,T,M,VP SC	0		\$20.00
35191	SOROCABA LESTE	03/28/1978	Active(1)	14	7	2	5	55.56%	9	2	2			P,S,T,M,VP SC	2		\$20.00
16632	SOROCABA NORTE	11/05/1971	Active(1)	11	0	0	0	0.00%	11		36	1	None	P,S,T,M,VP SC	24+		
34021	SOROCABA SUL	06/08/1977	Active	16	1	1	0	0.00%	16	12	1			P,S,T,M,VP SC	2		\$1,047.66
16634	TATUI	09/02/1955	Active	114	14	8	6	5.56%	108	8	0			P,S,T,M,VP SC	0		\$3,322.50



Club Health Assessment for District LC 2 through June 2025

			Status	Membership							Reports					Finance	LCIF
Club Number	Club Name	Charter Date		Current Member Count	YTD Members Added	YTD Members Dropped	YTD Net Growth	YTD Net Growth%	Member Count 12 Months Ago	Avg. length of service for dropped members	Months Since Last MMR ***	Yrs. Since Last Officer Report	President Rotation	Vice President Reported ****	Months Since Last Activity Report ***	Account Balance	Donations for current Fiscal Year
			Number of times on status quo within last two years	If below 15 members appears				If net loss is greater than 20% appears			If no report in 3 months appears in	When more than one year appears in	Number of repeat terms	Notes the officers that do not have an active	If no report at 12 months appears in red		
Exc Award (06/30/2016, 06/30/2020, 06/30/2023)																	
16636	VALINHOS	12/07/1955	Active	27	12	0	12	80.00%	15		1		2	P,S,T,M,VP SC	0		\$661.92
Exc Award (06/30/2016, 06/30/2023, 06/30/2025)																	
16637	VINHEDO	05/15/1958	Active	57	13	29	-16	-21.92%	73	3	1			P,S,T,M,VP SC	0		\$40.06
Exc Award (06/30/2016, 06/30/2017, 06/30/2020)																	
16638	VOTORANTIM	10/04/1967	Active	26	5	7	-2	-7.14%	28	12	1		2	P,S,T,M,VP SC	0		\$70.00
Exc Award (06/30/2023)																	

Clubs Cancelled Previous Fiscal Year – Clubs Cancelled within last 12 months may be reinstated

Club Number	Club Name	Charter Date	Current Status*	Cancellation Date
61564	JUNDIAI NORTE	03/08/1999	Cancelled(8*)	11/29/2023

Current Total Clubs Count	YTD New Clubs Count	YTD Cancelled Clubs Count	YTD Net Club Gain	Current Total Members Count	YTD YTD Add	YTD YTD Drop	YTD Net Growth	YTD Net Growth %	Member Count 12 Months Ago	Average Member Count Per Club	% of Clubs with less than 20 members	% No MMR in 3 Months	% No Officer Report in 12 Months	% of Clubs with balance 90+ days	Number of Clubs in Status Quo	% Status Quo Clubs in Financial Suspension	Number of Cancelled Clubs	Average Cancelled Club Age	Members Lost Due to Cancellation	% of Clubs Cancelled for Non-Financial Reasons
54	2	1	1	1,123	228	154	74	7.05%	1,049	21	50%	22%	7%	2%	0	0%	1	92	0	0%

* - P - Priority Club. Cancellation Reasons: 1-Objectives/conduct, 2-Non-active club, 5-Non-existing club, 6-Disbanding, 7-Merger, 8-Financial Suspension, 9-District/Multiple District Dues.

** - Abbreviation: P-President, S-Secretary, T-Treasurer, M-Member Chairperson, VP-First Vice President, MC-Communications Chairperson, SC-Service Chairperson

*** - Abbreviation: N/R - Never reported using the Lions Clubs website, N/A - Not applicable, No password registered for the Lions Clubs website.

**** - Abbreviation: N - New, IP - Immediate Past, R - Repeat.



Club Health Assessment for District LC 3 through June 2025

			Status	Membership							Reports					Finance		LCIF
Club Number	Club Name	Charter Date		Current Member Count	YTD Members Added	YTD Members Dropped	YTD Net Growth	YTD Net Growth%	Member Count 12 Months Ago	Avg. length of service for dropped members	Months Since Last MMR ***	Yrs. Since Last Officer Report	President Rotation	Vice President Reported ****	Months Since Last Activity Report ***	Account Balance	Donations for current Fiscal Year	
			Number of times on status quo within last two years	If below 15 members appears				If net loss is greater than 20% appears			If no report in 3 months appears in	When more than one year appears in	Number of repeat terms	Notes the officers that do not have an active	If no report at 12 months appears in red			
Clubs less than two years old																		
156856	Águas de São Pedro	12/18/2023	Active	19	2	9	-7	-26.92%	26	1	0		2	P,S,T,M,VP SC	6	90+ Days	\$26.09	
172142	Botelhos	06/10/2024	Active	10	0	11	-11	-52.38%	21	1	1		2	P,S,T,M,VP SC	9			
171331	Cosmopolis Cidade Universo	05/06/2024	Active(1)	12	0	8	-8	-40.00%	20	1	0		2	P,S,T,M,VP SC	9			
Clubs more than two years old																		
16639	AGUAI	08/06/1966	Active	20	4	4	0	0.00%	20	5	3			P,S,T,M,VP SC	0			
16642	AMERICANA	04/12/1955	Active	43	7	4	3	7.50%	40	36	0		2	P,S,T,M,VP SC	0			
16643	AMERICANA NORTE	05/23/1969	Active	33	5	4	1	3.13%	32	3	0			P,S,T,M,VP SC	0			
Exc Award (06/30/2024)																		
30923	AMERICO BRASILIENSE	06/13/1975	Active	14	1	1	0	0.00%	14	30	5		2	P,S,T,M,VP SC	5		\$845.12	
Exc Award (06/30/2018)																		
16644	AMPARO	01/12/1965	Active	26	9	7	2	8.33%	24	5	0			P,S,T,M,VP SC	0			
Exc Award (06/30/2020, 06/30/2024)																		
16648	ARARAQUARA	08/23/1958	Active	8	0	0	0	0.00%	8		2		2	P,S,T,M,VP SC	0			
16646	ARARAQUARA FONTE LUMI	03/22/1969	Active	31	1	4	-3	-8.82%	34	13	0			P,S,T,M,VP SC	0			
16647	ARARAQUARA SANTA CRUZ	10/24/1967	Cancelled(7*)	0	0	0	0	0.00%	0		11		2	P,S,T,M,VP SC	13			
16649	ARARAS	09/29/1956	Active	22	3	3	0	0.00%	22	49	3			P,S,T,M,VP SC	0		\$436.76	
16651	BARIRI	03/09/1964	Active(3)	10	0	0	0	0.00%	10		12			P,S,T,M,VP SC	6			
33701	BARRA BONITA	04/06/1977	Active	9	2	11	-9	-50.00%	18	7	0			P,S,T,M,VP SC	1			
Exc Award (06/30/2024)																		
16974	BOTUCATU	09/21/1957	Active	18	3	6	-3	-14.29%	21	6	0			P,S,T,M,VP SC	0			
Exc Award (06/30/2022, 06/30/2024)																		
58532	BOTUCATU LEAO DA SERRA	06/30/1996	Active	19	11	0	11	137.50%	8		0			P,S,T,M,VP SC	1			
Exc Award (06/30/2023)																		
32529	CAMPINAS CARLOS GOMES	06/29/1976	Active	21	0	3	-3	-12.50%	24	30	0			P,S,T,M,VP SC	0		\$1,294.53	
Exc Award (06/30/2021)																		
119787	Campinas Cibernetico "Guilherme de Almeida"	06/27/2013	Active(1)	7	0	0	0	0.00%	7		0		2	P,S,T,M,VP SC	24+			



Club Health Assessment for District LC 3 through June 2025

			Status	Membership							Reports					Finance	LCIF		
Club Number	Club Name	Charter Date		Current Member Count	YTD Members Added	YTD Members Dropped	YTD Net Growth	YTD Net Growth%	Member Count 12 Months Ago	Avg. length of service for dropped members	Months Since Last MMR ***	Yrs. Since Last Officer Report	President Rotation	Vice President Reported ****	Months Since Last Activity Report ***	Account Balance	Donations for current Fiscal Year		
			Number of times on status quo within last two years	If below 15 members appears				If net loss is greater than 20% appears			If no report in 3 months appears in	When more than one year appears in	Number of repeat terms	Notes the officers that do not have an active	If no report at 12 months appears in red				
Exc Award (06/30/2018)																			
40016	CAMPINAS METROPOLE	06/03/1981	Active	6	0	3	-3	-33.33%	9	9	1		2	P,S,T,M,VP SC	1	90+ Days			
16656	CAMPINAS OESTE	06/29/1973	Active	14	0	4	-4	-22.22%	18	6	1		4	P,S,T,M,VP SC	0				
16662	CONCHAL	03/23/1969	Active(2)	8	8	13	-5	-38.46%	13	25	4		7	P,S,T,M,VP SC	24+				
16981	CONCHAS	09/06/1967	Active	36	14	6	8	28.57%	28	2	0		2	P,S,T,M,VP SC	3				
Exc Award (06/30/2017, 06/30/2018, 06/30/20)																			
130742	Cordeiropolis Comendador Jamil Abrahao Saad	04/21/2017	Active	37	14	2	12	48.00%	25	6	0			P,S,T,M,VP SC	0	90+ Days	\$1,001.06		
33339	IBITINGA CENTENARIO	02/07/1977	Active	45	4	4	0	0.00%	45	3	0			P,S,T,M,VP SC	0				
Exc Award (06/30/2020, 06/30/2024)																			
16665	ITAPIRA	06/08/1955	Active	34	2	9	-7	-17.07%	41	14	0			P,S,T,M,VP SC	0				
Exc Award (06/30/2020, 06/30/2022)																			
30726	ITAPOLIS	05/13/1975	Active	37	1	2	-1	-2.63%	38	4	0			P,S,T,M,VP SC	0				
Exc Award (06/30/2022)																			
110330	ITATINGA	02/21/2011	Active(1)	0	0	13	-13	-100.00%	13	2	0		None	P,S,T,M,VP SC	6				
150000	Jahu - Comandante João Ribeiro de Barros	02/23/2022	Active	13	1	8	-7	-35.00%	20	3	0			P,S,T,M,VP SC	0				
16991	LARANJAL PAULISTA	05/26/1970	Active	18	0	0	0	0.00%	18		1			P,S,T,M,VP SC	6				
142959	Leme Cooperação	09/22/2020	Active	16	2	2	0	0.00%	16	3	0			P,S,T,M,VP SC	7				
16671	LIMEIRA	07/23/1955	Active	24	1	4	-3	-11.11%	27	29	1			P,S,T,M,VP SC	7				
16672	LIMEIRA NORTE	08/17/1968	Active	35	2	3	-1	-2.78%	36	31	0			P,S,T,M,VP SC	0				
Exc Award (06/30/2023)																			
131345	Mineiros do Tiete	06/23/2017	Active	33	7	4	3	10.00%	30	4	0			P,S,T,M,VP SC	0		\$1,002.93		
16673	MOCOCA	09/20/1964	Active	23	5	1	4	21.05%	19	2	0			P,S,T,M,VP SC	0				
16674	MOGI GUACU	05/04/1968	Active(1)	5	0	1	-1	-16.67%	6	46	6		2	P,S,T,M,VP SC	7				
16676	MONTE MOR	05/21/1970	Active	47	0	4	-4	-7.84%	51	4	1			P,S,T,M,VP SC	0				
Exc Award (06/30/2024)																			
117932	MONTE MOR CIBERNETICO VANGUARDA	10/15/2012	Active	25	0	0	0	0.00%	25		12			P,S,T,M,VP SC	3		\$352.78		



Club Health Assessment for District LC 3 through June 2025

			Status	Membership							Reports					Finance		LCIF
Club Number	Club Name	Charter Date		Current Member Count	YTD Members Added	YTD Members Dropped	YTD Net Growth	YTD Net Growth%	Member Count 12 Months Ago	Avg. length of service for dropped members	Months Since Last MMR ***	Yrs. Since Last Officer Report	President Rotation	Vice President Reported ****	Months Since Last Activity Report ***	Account Balance	Donations for current Fiscal Year	
			Number of times on status quo within last two years	If below 15 members appears	If net loss is greater than 20% appears					If no report in 3 months appears in		When more than one year appears in	Number of repeat terms	Notes the officers that do not have an active	If no report at 12 months appears in red			
138302	Monte São	05/21/2019	Cancelled(8*)	0	0	5	-5	-100.00%	5	5	6		None	P,S,T,M,VP SC	15	90+ Days		
16677	NOVA ODESSA	01/08/1974	Active	27	3	0	3	12.50%	24		2		2	P,S,T,M,VP SC	0			
Exc Award (06/30/2024)																		
154906	Pardinho	06/21/2023	Active(1)	7	0	1	-1	-12.50%	8	2	1			P,S,T,M,VP SC	0			
33180	PAULINIA	12/31/1976	Active	34	4	4	0	0.00%	34	1	2			P,S,T,M,VP SC	0		\$1,000.00	
Exc Award (06/30/2020, 06/30/2021, 06/30/2022)																		
16680	PIRACICABA	03/26/1955	Active	16	0	1	-1	-5.88%	17	62	0		6	P,S,T,M,VP SC	7			
63339	PIRACICABA CAMPESTRE	06/22/2000	Active	9	2	3	-1	-10.00%	10	5	1		3	P,S,T,M,VP SC	3			
124644	Piracicaba Cruzeiro do Sul	04/23/2015	Active	18	0	0	0	0.00%	18		15		5	P,S,T,M,VP SC	7			
16681	PIRACICABA INDEPENDENCIA	06/20/1972	Active	59	12	5	7	13.46%	52	16	0			P,S,T,M,VP SC	0		\$2,490.84	
Exc Award (06/30/2022, 06/30/2023, 06/30/2024)																		
16682	PIRACICABA LESTE	10/10/1968	Active	19	4	1	3	18.75%	16	11	0		2	P,S,T,M,VP SC	0	90+ Days		
16683	PIRASSUNUNGA	04/03/1963	Active	63	8	5	3	5.00%	60	4	1			P,S,T,M,VP SC	0		\$1,000.00	
Exc Award (06/30/2019, 06/30/2021, 06/30/2022)																		
16686	POCOS CALDAS ALUMINIO	10/14/1970	Active	28	4	2	2	7.69%	26	2	0			P,S,T,M,VP SC	0			
Exc Award (06/30/2021, 06/30/2022, 06/30/2023)																		
118655	POÇOS DE CALDAS DAS AGUAS THERMAIS	01/24/2013	Active	5	0	2	-2	-28.57%	7	12	6		6	P,S,T,M,VP SC	0			
Exc Award (06/30/2018)																		
28147	POCOS DE CALDAS URANIO	03/11/1974	Active	32	0	4	-4	-11.11%	36	12	0			P,S,T,M,VP SC	1			
16688	RIO CLARO	10/16/1955	Active	25	2	8	-6	-19.35%	31	11	1		2	P,S,T,M,VP SC	1			
Exc Award (06/30/2018, 06/30/2022, 06/30/2023)																		
140020	Rio Claro Escudo De Davi	10/16/2019	Active(1)	10	10	13	-3	-23.08%	13	4	2		6	P,S,T,M,VP SC	24+			
16696	SANTA BARBARA DOESTE	05/13/1960	Active	15	4	2	2	15.38%	13	31	1			P,S,T,M,VP SC	0	90+ Days		
16690	SANTO ANTONIO DE POSSE	05/23/1969	Active	17	1	0	1	6.25%	16		3			P,S,T,M,VP SC	0			
34959	SAO CARLOS CLIMA	01/24/1978	Active	9	0	0	0	0.00%	9		13		6	P,S,T,M,VP SC	0			
16691	SAO JOAO BOA VISTA NORTE	12/22/1969	Active	11	0	0	0	0.00%	11		1			P,S,T,M,VP SC	6			



Club Health Assessment for District LC 3 through June 2025

			Status	Membership							Reports					Finance		LCIF
Club Number	Club Name	Charter Date		Current Member Count	YTD Members Added	YTD Members Dropped	YTD Net Growth	YTD Net Growth%	Member Count 12 Months Ago	Avg. length of service for dropped members	Months Since Last MMR ***	Yrs. Since Last Officer Report	President Rotation	Vice President Reported ****	Months Since Last Activity Report ***	Account Balance	Donations for current Fiscal Year	
			Number of times on status quo within last two years	If below 15 members appears				If net loss is greater than 20% appears			If no report in 3 months appears in	When more than one year appears in	Number of repeat terms	Notes the officers that do not have an active	If no report at 12 months appears in red			
16698	SAO JOAO DA BOA VISTA	07/30/1961	Active	17	1	1	0	0.00%	17	1	0		2	P,S,T,M,VP SC	0	90+ Days		
	Exc Award (06/30/2018)																	
17009	SAO MANUEL	03/13/1965	Active	39	1	6	-5	-11.36%	44	11	0			P,S,T,M,VP SC	0		\$42.85	
	Exc Award (06/30/2018, 06/30/2020, 06/30/2023)																	
16700	SERRA NEGRA	03/17/1964	Active	12	6	3	3	33.33%	9	6	0			P,S,T,M,VP SC	1		\$1,054.80	
	Exc Award (06/30/2018, 06/30/2020)																	
39171	SOCORRO	12/02/1980	Active	12	0	0	0	0.00%	12		1		3	P,S,T,M,VP SC	1			
16660	SUMARE	08/27/1959	Active	69	8	9	-1	-1.43%	70	4	0			P,S,T,M,VP SC	0		\$1,020.04	
	Exc Award (06/30/2018, 06/30/2023, 06/30/2025)																	
154358	Sumaré Fênix	05/11/2023	Active	15	2	7	-5	-25.00%	20	2	0		3	P,S,T,M,VP SC	0			

Clubs Cancelled Previous Fiscal Year – Clubs Cancelled within last 12 months may be reinstated

Club Number	Club Name	Charter Date	Current Status*	Cancellation Date
144142	Espírito Santo do Pinhal	12/29/2020	Cancelled(8*)	06/29/2024

Current Total Clubs Count	YTD New Clubs Count	YTD Cancelled Clubs Count	YTD Net Club Gain	Current Total Members Count	YTD Add	YTD Drop	YTD Net Growth	YTD Net Growth %	Member Count 12 Months Ago	Average Member Count Per Club	% of Clubs with less than 20 members	% No MMR in 3 Months	% No Officer Report in 12 Months	% of Clubs with balance 90+ days	Number of Clubs in Status Quo	% Status Quo Clubs in Financial Suspension	Number of Cancelled Clubs	Average Cancelled Club Age	Members Lost Due to Cancellation	% of Clubs Cancelled for Non-Financial Reasons
60	0	2	-2	1,346	181	240	-59	-4.20%	1,405	22	55%	18%	0%	10%	0	0%	2	33	5	0%

* - P - Priority Club. Cancellation Reasons: 1-Objectives/conduct, 2-Non-active club, 5-Non-existing club, 6-Disbanding, 7-Merger, 8-Financial Suspension, 9-District/Multiple District Dues.

** - Abbreviation: P-President, S-Secretary, T-Treasurer, M-Member Chairperson, VP-First Vice President, MC-Communications Chairperson, SC-Service Chairperson

*** - Abbreviation: N/R - Never reported using the Lions Clubs website, N/A - Not applicable, No password registered for the Lions Clubs website.

**** - Abbreviation: N - New, IP - Immediate Past, R - Repeat.




Club Health Assessment for District LC 4 through June 2025

			Status	Membership							Reports					Finance	LCIF
Club Number	Club Name	Charter Date		Current Member Count	YTD Members Added	YTD Members Dropped	YTD Net Growth	YTD Net Growth%	Member Count 12 Months Ago	Avg. length of service for dropped members	Months Since Last MMR ***	Yrs. Since Last Officer Report	President Rotation	Vice President Reported ****	Months Since Last Activity Report ***	Account Balance	Donations for current Fiscal Year
			Number of times on status quo within last two years	If below 15 members appears				If net loss is greater than 20% appears			If no report in 3 months appears in	When more than one year appears in	Number of repeat terms	Notes the officers that do not have an active	If no report at 12 months appears in red		
Clubs less than two years old																	
182959	Belo Horizonte - Defesa Civil	06/22/2025	Newly Chartered	22	22	0	22	100.00%	0		0			P,S,T,M,VP SC	N/R		
179091	Caeté Emboabas	11/20/2024	Active	20	31	11	20	100.00%	0	1	0			P,S,T,M,VP SC	N/R		
171817	PERDIGAO	06/05/2024	Active(2)	16	0	5	-5	-23.81%	21	1	3		None	P,S,T,M,VP SC	N/A		
Clubs more than two years old																	
16921	BELO HORIZONTE CARMO SION	05/15/1970	Active	15	0	2	-2	-11.76%	17	8	2			P,S,T,M,VP SC	0		
16920	BELO HORIZONTE CENTRO	12/28/1954	Cancelled(6*)	0	0	18	-18	-100.00%	18	10	0		None	P,S,T,M,VP SC	24+		
29491	BELO HORIZONTE FLORESTA	06/18/1974	Active	28	6	6	0	0.00%	28	8	0		3	P,S,T,M,VP SC	0		
16919	BELO HORIZONTE GUTIERREZ	09/21/1971	Active	13	1	2	-1	-7.14%	14	23	0		3	P,S,T,M,VP SC	0		
16934	BELO HORIZONTE JARAGUA	06/14/1970	Active	31	10	7	3	10.71%	28	2	0			P,S,T,M,VP SC	0		
16923	BELO HORIZONTE LIBERDADE Exc Award (06/30/2023)	11/14/1965	Active	18	0	0	0	0.00%	18		8			P,S,T,M,VP SC	2		
31751	BELO HORIZONTE MANGABEIRAS	02/24/1976	Active	18	1	8	-7	-28.00%	25	11	0		8	P,S,T,M,VP SC	10		
16918	BELO HORIZONTE NOVA SUISSA Exc Award (06/30/2018)	04/25/1973	Active	22	6	5	1	4.76%	21	5	0			P,S,T,M,VP SC	5		
52858	BELO HORIZONTE OURO Exc Award (06/30/2017)	04/01/1992	Active	24	1	2	-1	-4.00%	25	11	0			P,S,T,M,VP SC	1		
16931	BELO HORIZONTE SANTA TEREZA Exc Award (06/30/2023)	05/28/1969	Active(1)	21	8	9	-1	-4.55%	22	18	1			P,S,T,M,VP SC	2	90+ Days	
16930	BELO HORIZONTE SANTO ANTONIO	03/11/1969	Active	15	0	0	0	0.00%	15		6		2	P,S,T,M,VP SC	24+		
29958	BELO HORIZONTE SERRA DO CURRAL	11/29/1974	Cancelled(8*)	0	0	4	-4	-100.00%	4	10	0		None	P,S,T,M,VP SC	17	90+ Days	
44368	BELO HORIZONTE SOLIDARIEDADE	11/01/1984	Active	26	0	2	-2	-7.14%	28	3	1		2	P,S,T,M,VP SC	1		\$1,000.00
16932	BETIM	06/21/1967	Active	24	2	7	-5	-17.24%	29	10	2			P,S,T,M,VP SC	6		\$4,068.85



Club Health Assessment for District LC 4 through June 2025

			Status	Membership							Reports					Finance	LCIF
Club Number	Club Name	Charter Date		Current Member Count	YTD Members Added	YTD Members Dropped	YTD Net Growth	YTD Net Growth%	Member Count 12 Months Ago	Avg. length of service for dropped members	Months Since Last MMR ***	Yrs. Since Last Officer Report	President Rotation	Vice President Reported ****	Months Since Last Activity Report ***	Account Balance	Donations for current Fiscal Year
			Number of times on status quo within last two years	If below 15 members appears				If net loss is greater than 20% appears			If no report in 3 months appears in	When more than one year appears in	Number of repeat terms	Notes the officers that do not have an active	If no report at 12 months appears in red		
16935	BOM DESPACHO	01/19/1969	Active	63	6	3	3	5.00%	60	18	1			P,S,T,M,VP SC	0		\$2,394.92
	Exc Award (06/30/2020, 06/30/2023, 06/30/2025)																
50235	CACHOEIRA DO CAMPO	02/27/1990	Active	36	2	33	-31	-46.27%	67	1	0			P,S,T,M,VP SC	0		\$1,100.86
	Exc Award (06/30/2018, 06/30/2019, 06/30/2020)																
16939	CONCEICAO DO MATO DENTRO	11/03/1968	Active(1)	20	4	0	4	25.00%	16		0		3	P,S,T,M,VP SC	1		
16951	CONSELHEIRO LAFAIETE ALVORADA	04/15/1968	Active	30	0	0	0	0.00%	30		4			P,S,T,M,VP SC	24+		
16937	CORINTO	12/22/1968	Active	13	0	10	-10	-43.48%	23	14	1		5	P,S,T,M,VP SC	19		
	Exc Award (06/30/2022)																
16942	CURVELO	10/29/1967	Active	36	1	5	-4	-10.00%	40	5	0			P,S,T,M,VP SC	9		
	Exc Award (06/30/2016)																
16943	DIAMANTINA	04/27/1969	Active	16	0	0	0	0.00%	16		15			P,S,T,M,VP SC	15		
148689	Divinópolis Bike	10/19/2021	Active	25	9	5	4	19.05%	21	2	0			P,S,T,M,VP SC	11		
16945	DIVINOPOLIS CANDIDES	10/19/1969	Active	39	10	6	4	11.43%	35	6	0			P,S,T,M,VP SC	2		
	Exc Award (06/30/2018, 06/30/2022)																
16944	DIVINOPOLIS PIONEIRO	05/25/1967	Active	18	1	6	-5	-21.74%	23	10	3			P,S,T,M,VP SC	4		\$1,000.00
	Exc Award (06/30/2022)																
29380	ESMERALDAS	05/23/1974	Active	29	2	0	2	7.41%	27		0		2	P,S,T,M,VP SC	0		
16946	ITABIRITO	10/28/1968	Active	22	1	2	-1	-4.35%	23	2	2			P,S,T,M,VP SC	0		
	Exc Award (06/30/2022)																
16949	JANAUBA	10/12/1968	Active	39	4	3	1	2.63%	38	9	1			P,S,T,M,VP SC	2		\$1,001.60
	Exc Award (06/30/2024)																
16950	LAFAIETE CENTRO L C	10/20/1962	Active	42	3	3	0	0.00%	42	14	0			P,S,T,M,VP SC	0		\$2,200.92
	Exc Award (06/30/2022)																
34853	LAGOA SANTA	12/22/1977	Active	72	0	2	-2	-2.70%	74	16	0			P,S,T,M,VP SC	0		\$2,000.00
40313	MARIANA O LEAO DAS MINAS	08/28/1981	Active	25	0	0	0	0.00%	25		0			P,S,T,M,VP SC	2		\$1,301.72
	Exc Award (06/30/2019)																
34281	MONTES CLAROS SERTANEJO	06/29/1977	Active	22	3	2	1	4.76%	21	8	0			P,S,T,M,VP SC	1		



Club Health Assessment for District LC 4 through June 2025

			Status		Membership						Reports					Finance		LCIF		
Club Number	Club Name	Charter Date			Current Member Count	YTD Members Added	YTD Members Dropped	YTD Net Growth	YTD Net Growth%	Member Count 12 Months Ago	Avg. length of service for dropped members	Months Since Last MMR ***	Yrs. Since Last Officer Report	President Rotation	Vice President Reported ****	Months Since Last Activity Report ***	Account Balance	Donations for current Fiscal Year		
			Number of times on status quo within last two years		If below 15 members appears				If net loss is greater than 20% appears			If no report in 3 months appears in	When more than one year appears in	Number of repeat terms		Notes the officers that do not have appears in an active	If no report at 12 months appears in red			
16955	NOVA LIMA	03/18/1967	Active		65	5	7	-2	-2.99%	67	9	1				P,S,T,M,VP SC	0			
116093	NOVA LIMA ALPHAVILLE LAGOA DOS INGLESES	02/21/2012	Active		20	9	3	6	42.86%	14	11	0		2		P,S,T,M,VP SC	24+			
32093	NOVA SERRANA	04/20/1976	Active		29	0	1	-1	-3.33%	30	6	0				P,S,T,M,VP SC	0			
Exc Award (06/30/2024)																				
16956	OURO PRETO	10/27/1968	Active(1)		17	0	0	0	0.00%	17		12				P,S,T,M,VP SC	24+			
16959	PEDRO LEOPOLDO	02/12/1966	Active		34	7	7	0	0.00%	34	3	0				P,S,T,M,VP SC	1		\$2,761.08	
Exc Award (06/30/2017)																				
16961	PIRAPORA	10/04/1970	Active(2)		9	0	0	0	0.00%	9		17				P,S,T,M,VP SC	15			
16962	POMPEU	12/15/1968	Active		16	0	0	0	0.00%	16		12		3		P,S,T,M,VP SC	20			
31460	SANTA LUZIA	12/09/1975	Active		20	0	3	-3	-13.04%	23	16	0				P,S,T,M,VP SC	22		\$1,005.12	
16965	SETE LAGOAS	10/24/1964	Active		10	0	5	-5	-33.33%	15	22	0				P,S,T,M,VP SC	1		\$1,000.00	
39017	SETE LAGOAS ALVORADA	10/31/1980	Active		20	3	3	0	0.00%	20	4	2				P,S,T,M,VP SC	0			
16966	SETE LAGOAS CENTENARIO	03/19/1967	Active		9	2	4	-2	-18.18%	11	14	2		2		P,S,T,M,VP SC	0			
34190	TRES MARIAS	06/07/1977	Active		36	8	5	3	9.09%	33	11	0				P,S,T,M,VP SC	0			
Exc Award (06/30/2021, 06/30/2024)																				
34189	VESPASIANO	06/26/1977	Active		33	2	9	-7	-17.50%	40	6	1		2		P,S,T,M,VP SC	1		\$115.51	
Exc Award (06/30/2024)																				
Current Total Clubs Count	YTD New Clubs Count	YTD Cancelled Clubs Count	YTD Net Club Gain	Current Total Members Count	YTD Add	YTD Drop	YTD Net Growth	YTD Net Growth %	Member Count 12 Months Ago	Average Member Count Per Club	% of Clubs with less than 20 members	% No MMR in 3 Months	% No Officer Report in 12 Months	% of Clubs with balance 90+ days	Number of Clubs in Status Quo	% Status Quo Clubs in Financial Suspension	Number of Cancelled Clubs	Average Cancelled Club Age	Members Lost Due to Cancellation	% of Clubs Cancelled for Non-Financial Reasons
45	2	2	0	1,178	170	215	-45	-3.68%	1,223	26	31%	20%	0%	2%	0	0%	2	61	22	50%

* - P - Priority Club. Cancellation Reasons: 1-Objectives/conduct, 2-Non-active club, 5-Non-existing club, 6-Disbanding, 7-Merger, 8-Financial Suspension, 9-District/Multiple District Dues.

** - Abbreviation: P-President, S-Secretary, T-Treasurer, M-Member Chairperson, VP-First Vice President, MC-Communications Chairperson, SC-Service Chairperson

*** - Abbreviation: N/R - Never reported using the Lions Clubs website, N/A - Not applicable, No password registered for the Lions Clubs website.

**** - Abbreviation: N - New, IP - Immediate Past, R - Repeat.



Club Health Assessment for District LC 5 through June 2025

			Status	Membership							Reports					Finance		LCIF
Club Number	Club Name	Charter Date		Current Member Count	YTD Members Added	YTD Members Dropped	YTD Net Growth	YTD Net Growth%	Member Count 12 Months Ago	Avg. length of service for dropped members	Months Since Last MMR ***	Yrs. Since Last Officer Report	President Rotation	Vice President Reported ****	Months Since Last Activity Report ***	Account Balance	Donations for current Fiscal Year	
			Number of times on status quo within last two years	If below 15 members appears					If net loss is greater than 20% appears			If no report in 3 months appears in	When more than one year appears in	Number of repeat terms	Notes the officers that do not have an active	If no report at 12 months appears in red		
Clubs less than two years old																		
157136	Guarulhos Metropolitano	01/12/2024	Active	36	10	4	6	20.00%	30	1	0			P,S,T,M,VP SC	1		\$105.00	
Exc Award (06/30/2024)																		
171806	Mongagua	06/07/2024	Active	7	1	14	-13	-65.00%	20	1	0		2	P,S,T,M,VP SC	0			
179757	São José dos Campos Urbanova	12/13/2024	Active	25	30	5	25	100.00%	0	0	0		None	P,S,T,M,VP SC	0			
Clubs more than two years old																		
17195	ARUJA	05/04/1963	Active	33	9	2	7	26.92%	26	5	1			P,S,T,M,VP SC	0		\$1,000.00	
Exc Award (06/30/2024)																		
17196	ATIBAIA	08/08/1959	Active	15	0	0	0	0.00%	15		1		3	P,S,T,M,VP SC	1			
Exc Award (06/30/2019)																		
30958	BERTIOGA	06/24/1975	Active	52	16	12	4	8.33%	48	4	0			P,S,T,M,VP SC	0		\$4,013.67	
Exc Award (06/30/2018, 06/30/2019, 06/30/20																		
130170	Braganca Paulista IP Bob Colew	03/01/2017	Active	3	0	0	0	0.00%	3		1		2	P,S,T,M,VP SC	24+			
Exc Award (06/30/2019, 06/30/2021)																		
17198	CACAPAVA	05/22/1965	Active	13	0	2	-2	-13.33%	15	4	1		3	P,S,T,M,VP SC	0		\$1,944.76	
Exc Award (06/30/2019, 06/30/2021, 06/30/20																		
58781	CACHOEIRA PAULISTA	10/22/1996	Active	14	2	4	-2	-12.50%	16	12	2			P,S,T,M,VP SC	0			
Exc Award (06/30/2018)																		
60731	CARAGUATATUBA	05/06/1998	Active	14	6	5	1	7.69%	13	7	1			P,S,T,M,VP SC	2		\$48.46	
119451	CARAGUATATUBA MAR	05/23/2013	Active	24	9	11	-2	-7.69%	26	4	0			P,S,T,M,VP SC	6			
Exc Award (06/30/2021)																		
17201	CRUZEIRO	12/13/1964	Active(1)	6	0	2	-2	-25.00%	8	2	0		4	P,S,T,M,VP SC	0			
17202	CUBATAO	06/12/1956	Active	11	0	0	0	0.00%	11		11		2	P,S,T,M,VP SC	2			
17203	DIADEMA	02/21/1961	Active	23	0	3	-3	-11.54%	26	3	0		3	P,S,T,M,VP SC	4		\$1,000.00	
Exc Award (06/30/2021, 06/30/2024)																		
17204	GUARATINGUETA	05/01/1965	Active	15	0	0	0	0.00%	15		31			P,S,T,M,VP SC	24+			
17207	GUARATINGUETA PEDREGU	05/28/1969	Active(2)	6	2	2	0	0.00%	6	2	0			P,S,T,M,VP SC	24+			



Club Health Assessment for District LC 5 through June 2025

			Status	Membership							Reports					Finance		LCIF
Club Number	Club Name	Charter Date		Current Member Count	YTD Members Added	YTD Members Dropped	YTD Net Growth	YTD Net Growth%	Member Count 12 Months Ago	Avg. length of service for dropped members	Months Since Last MMR ***	Yrs. Since Last Officer Report	President Rotation	Vice President Reported ****	Months Since Last Activity Report ***	Account Balance	Donations for current Fiscal Year	
			Number of times on status quo within last two years	If below 15 members appears					If net loss is greater than 20% appears		If no report in 3 months appears in	When more than one year appears in	Number of repeat terms	Notes the officers that do not have an active	If no report at 12 months appears in red			
17206	GUARUJA SUL	06/13/1968	Active(1)	16	1	2	-1	-5.88%	17	8	0		3	P,S,T,M,VP SC	8	90+ Days		
17209	GUARULHOS	01/19/1961	Active	33	1	2	-1	-2.94%	34	21	2			P,S,T,M,VP SC	1		\$4,017.61	
Exc Award (06/30/2018, 06/30/2021, 06/30/2022)																		
60911	GUARULHOS AEROPORTO	06/25/1998	Active	15	1	2	-1	-6.25%	16	6	3			P,S,T,M,VP SC	0		\$1,000.46	
Exc Award (06/30/2018, 06/30/2021, 06/30/2022)																		
138212	Guarulhos Maia	05/24/2019	Active	42	4	0	4	10.53%	38		1			P,S,T,M,VP SC	0		\$3,028.46	
Exc Award (06/30/2021, 06/30/2022, 06/30/2023)																		
17210	GUARULHOS NORTE	06/13/1973	Active	20	4	11	-7	-25.93%	27	3	1			P,S,T,M,VP SC	0		\$100.00	
Exc Award (06/30/2019, 06/30/2021)																		
38911	GUARULHOS SUL	09/03/1980	Active	34	21	7	14	70.00%	20	15	0			P,S,T,M,VP SC	1		\$34.60	
56878	ILHA BELA	04/28/1995	Active(1)	17	0	1	-1	-5.56%	18	30	3			P,S,T,M,VP SC	24+			
17211	ITANHAEM	12/22/1963	Active	14	8	5	3	27.27%	11	9	0		2	P,S,T,M,VP SC	24+			
17212	JACAREI	05/03/1957	Active	13	2	2	0	0.00%	13	24	0		2	P,S,T,M,VP SC	24+			
17213	LORENA	09/03/1965	Active	20	0	2	-2	-9.09%	22	12	0			P,S,T,M,VP SC	6			
Exc Award (06/30/2018, 06/30/2019)																		
17214	MAIRIPORA	05/31/1960	Active	19	5	3	2	11.76%	17	42	2		2	P,S,T,M,VP SC	3	\$1,000.00		
Exc Award (06/30/2023)																		
143820	Mairiporã Ilé Ifá	12/03/2020	Active(1)	1	0	0	0	0.00%	1		13	1	None	P,S,T,M,VP SC	18			
17216	MOGI DAS CRUZES	03/22/1962	Active	43	0	2	-2	-4.44%	45	15	2			P,S,T,M,VP SC	0	\$4,893.66		
Exc Award (06/30/2019, 06/30/2023, 06/30/2024)																		
125117	Mogi das Cruzes Bras Cubas	06/19/2015	Active	4	0	0	0	0.00%	4		12		3	P,S,T,M,VP SC	3			
17217	MOGI DAS CRUZES ESTÂNCIA	05/23/1969	Active	11	0	1	-1	-8.33%	12	11	8			P,S,T,M,VP SC	0	\$1,000.14		
117852	MOGI DAS CRUZES ITAPETY	09/18/2012	Active	20	3	5	-2	-9.09%	22	5	0			P,S,T,M,VP SC	4			
17222	POA	06/19/1960	Active	5	0	0	0	0.00%	5		14		3	P,S,T,M,VP SC	18			
17223	PRAIA GRANDE ESTRELA DA MAMA	06/05/1967	Active	44	13	2	11	33.33%	33	11	0		3	P,S,T,M,VP SC	21	\$1,000.81		
Exc Award (06/30/2021)																		
153569	Praia Grande IP Brian Sheehan	01/30/2023	Active	7	0	3	-3	-30.00%	10	2	6			P,S,T,M,VP SC	14			



Club Health Assessment for District LC 5 through June 2025

			Status	Membership						Reports					Finance		LCIF
Club Number	Club Name	Charter Date		Current Member Count	YTD Members Added	YTD Members Dropped	YTD Net Growth	YTD Net Growth%	Member Count 12 Months Ago	Avg. length of service for dropped members	Months Since Last MMR ***	Yrs. Since Last Officer Report	President Rotation	Vice President Reported ****	Months Since Last Activity Report ***	Account Balance	Donations for current Fiscal Year
			Number of times on status quo within last two years	If below 15 members appears				If net loss is greater than 20% appears			If no report in 3 months appears in	When more than one year appears in	Number of repeat terms	Notes the officers that do not have an active	If no report at 12 months red		
36815	PRAIA GRANDE OCIAN	03/26/1979	Active	7	0	0	0	0.00%	7		21		11	P,S,T,M,VP SC	24+		
38625	SANTA ISABEL	06/19/1980	Active	26	3	0	3	13.04%	23		2		2	P,S,T,M,VP SC	1		\$1,584.03
17234	SANTO ANDRE CENTRO	09/26/1957	Active	14	2	2	0	0.00%	14	28	1			P,S,T,M,VP SC	3		
	Exc Award (06/30/2019)																
17231	SANTO ANDRE JARDIM	03/15/1966	Active(1)	27	9	1	8	42.11%	19	0	1			P,S,T,M,VP SC	6		\$999.89
32095	SANTOS	04/21/1976	Active	32	1	8	-7	-17.95%	39	12	1			P,S,T,M,VP SC	5		\$3,001.58
130150	São Bento do Sapucaí	02/21/2017	Active	12	2	1	1	9.09%	11	0	0		2	P,S,T,M,VP SC	5		
	Exc Award (06/30/2021, 06/30/2023)																
17225	SÃO BERNARDO DO CAMPO	05/16/1969	Active	18	4	0	4	28.57%	14		0		11	P,S,T,M,VP SC	0		
	Exc Award (06/30/2021, 06/30/2023)																
17228	SAO BERNARDO DO CAMPO R RAMOS	08/24/1971	Active	7	0	0	0	0.00%	7		43		6	P,S,T,M,VP SC	24+		
17235	SAO CAETANO DO SUL	06/27/1955	Active	38	5	1	4	11.76%	34	6	3			P,S,T,M,VP SC	9		\$9,183.68
	Exc Award (06/30/2019, 06/30/2024)																
32948	SAO CAETANO DO SUL FUNDACAO	11/11/1976	Active	9	0	1	-1	-10.00%	10	13	8		12	P,S,T,M,VP SC	23		
108471	SÃO CAETANO DO SUL SANTA MARIA	05/27/2010	Active	25	2	5	-3	-10.71%	28	12	0		13	P,S,T,M,VP SC	2		
17229	SAO CAETANO DO SUL STA PAULA	10/29/1968	Active(1)	21	5	0	5	31.25%	16		2		3	P,S,T,M,VP SC	3		
17237	SAO JOSE DOS CAMPOS AUGUSTIN SOLIVA	11/04/1955	Active	73	10	2	8	12.31%	65	11	1			P,S,T,M,VP SC	0		\$6,140.75
	Exc Award (06/30/2024)																
29293	SAO JOSE DOS CAMPOS ESPLANADA	05/07/1974	Active	18	4	0	4	28.57%	14		4			P,S,T,M,VP SC	0		\$2,001.28
	Exc Award (06/30/2017, 06/30/2019, 06/30/2020)																
66723	SAO JOSE DOS CAMPOS-SUL	10/14/2002	Active	23	6	0	6	35.29%	17		0			P,S,T,M,VP SC	15	90+ Days	
	Exc Award (06/30/2018, 06/30/2019, 06/30/2020)																
48775	SAO SEBASTIAO	06/28/1988	Active(1)	4	1	9	-8	-66.67%	12	8	0		None	P,S,T,M,VP SC	23		
17238	SAO VICENTE	01/22/1955	Active	40	10	9	1	2.56%	39	6	0			P,S,T,M,VP SC	0		\$3,115.77
	Exc Award (06/30/2021, 06/30/2023, 06/30/2024)																



Club Health Assessment for District LC 5 through June 2025

			Status	Membership							Reports				Finance	LCIF	
Club Number	Club Name	Charter Date		Current Member Count	YTD Members Added	YTD Members Dropped	YTD Net Growth	YTD Net Growth%	Member Count 12 Months Ago	Avg. length of service for dropped members	Months Since Last MMR ***	Yrs. Since Last Officer Report	President Rotation	Vice President Reported ****	Months Since Last Activity Report ***	Account Balance	Donations for current Fiscal Year
			Number of times on status quo within last two years	If below 15 members appears				If net loss is greater than 20% appears			If no report in 3 months appears in	When more than one year appears in	Number of repeat terms	Notes the officers that do not have an active	If no report at 12 months appears in red		
17245	SUZANO	06/09/1967	Active	20	0	5	-5	-20.00%	25	15	1			P,S,T,M,VP SC	17		
	Exc Award (06/30/2017, 06/30/2019, 06/30/20																
17246	TAUBATE	08/26/1957	Active(1)	34	22	2	20	142.86%	14	6	0			P,S,T,M,VP SC	24+		
	Exc Award (06/30/2017, 06/30/2018)																

Clubs Cancelled Previous Fiscal Year – Clubs Cancelled within last 12 months may be reinstated

Club Number	Club Name	Charter Date	Current Status*	Cancellation Date
17241	SANTOS OESTE	11/29/1968	Cancelled(7*)	07/29/2023
17233	SANTOS SUL	12/10/1960	Cancelled(7*)	07/29/2023
102029	UBATUBA	05/08/2008	Cancelled(8*)	12/29/2023

Current Total Clubs Count	YTD New Clubs Count	YTD Cancelled Clubs Count	YTD Net Club Gain	Current Total Members Count	YTD Add	YTD Drop	YTD Net Growth	YTD Net Growth %	Member Count 12 Months Ago	Average Member Count Per Club	% of Clubs with less than 20 members	% No MMR in 3 Months	% No Officer Report in 12 Months	% of Clubs with balance 90+ days	Number of Clubs in Status Quo	% Status Quo Clubs in Financial Suspension	Number of Cancelled Clubs	Average Cancelled Club Age	Members Lost Due to Cancellation	% of Clubs Cancelled for Non-Financial Reasons
54	1	0	1	1,123	234	162	72	6.85%	1,051	21	54%	26%	2%	4%	0	0%	0	0	0	0%

* - P - Priority Club. Cancellation Reasons: 1-Objectives/conduct, 2-Non-active club, 5-Non-existing club, 6-Disbanding, 7-Merger, 8-Financial Suspension, 9-District/Multiple District Dues.

** - Abbreviation: P-President, S-Secretary, T-Treasurer, M-Member Chairperson, VP-First Vice President, MC-Communications Chairperson, SC-Service Chairperson

*** - Abbreviation: N/R - Never reported using the Lions Clubs website, N/A - Not applicable, No password registered for the Lions Clubs website.

**** - Abbreviation: N - New, IP - Immediate Past, R - Repeat.



Club Health Assessment for District LC 6 through June 2025

			Status	Membership							Reports					Finance		LCIF
Club Number	Club Name	Charter Date		Current Member Count	YTD Members Added	YTD Members Dropped	YTD Net Growth	YTD Net Growth%	Member Count 12 Months Ago	Avg. length of service for dropped members	Months Since Last MMR ***	Yrs. Since Last Officer Report	President Rotation	Vice President Reported ****	Months Since Last Activity Report ***	Account Balance	Donations for current Fiscal Year	
			Number of times on status quo within last two years	If below 15 members appears				If net loss is greater than 20% appears			If no report in 3 months appears in	When more than one year appears in	Number of repeat terms	Notes the officers that do not have an active	If no report at 12 months appears in red			
Clubs less than two years old																		
181946	São José do Rio Preto - Juventude	05/06/2025	Newly Chartered	20	21	1	20	100.00%	0	0	0			P,S,T,M,VP SC	0			
Clubs more than two years old																		
17249	ALTINOPOLIS	05/01/1970	Active	13	0	0	0	0.00%	13		13			P,S,T,M,VP SC	2			
56945	AURIFLAMA	05/05/1995	Active	49	2	3	-1	-2.00%	50	15	0			P,S,T,M,VP SC	0		\$1,139.89	
Exc Award (06/30/2017, 06/30/2018, 06/30/2020)																		
17250	BARRETOS	10/08/1961	Active	11	0	3	-3	-21.43%	14	18	1			P,S,T,M,VP SC	1			
Exc Award (06/30/2016, 06/30/2018, 06/30/2020)																		
17251	BATATAIS	09/18/1966	Active	28	7	17	-10	-26.32%	38	13	0			P,S,T,M,VP SC	1		\$20.00	
33340	BRODOWSKI	02/23/1977	Active	18	1	2	-1	-5.26%	19	8	1			P,S,T,M,VP SC	0		\$1,039.86	
Exc Award (06/30/2021, 06/30/2024)																		
17255	CATANDUVA	02/25/1956	Active	26	0	1	-1	-3.70%	27	47	1			P,S,T,M,VP SC	2		\$1,039.86	
Exc Award (06/30/2018, 06/30/2022)																		
17256	CRAVINHOS	03/31/1964	Active	27	4	0	4	17.39%	23		6			P,S,T,M,VP SC	1		\$6,082.86	
Exc Award (06/30/2017, 06/30/2018, 06/30/2020)																		
34102	DUMONT	06/17/1977	Active	7	0	2	-2	-22.22%	9	16	1		3	P,S,T,M,VP SC	2			
50801	FERNANDOPOLIS CIDADE PROGRESSO	06/29/1990	Active	33	2	0	2	6.45%	31		0			P,S,T,M,VP SC	0		\$1,000.81	
Exc Award (06/30/2018)																		
17259	FRANCA	09/20/1958	Active	28	4	1	3	12.00%	25	32	0			P,S,T,M,VP SC	0		\$550.04	
Exc Award (06/30/2019, 06/30/2022)																		
45502	FRANCA CIDADE NOVA	11/12/1985	Active	10	1	0	1	11.11%	9		8		2	P,S,T,M,VP SC	3			
Exc Award (06/30/2018)																		
46643	FRANCA DO IMPERADOR	11/17/1986	Active	14	0	0	0	0.00%	14		10		3	P,S,T,M,VP SC	0		\$20.00	
Exc Award (06/30/2017)																		
61363	FRANCA INOVACAO	12/21/1998	Active	10	1	1	0	0.00%	10	1	4		None	P,S,T,M,VP SC	1			
Exc Award (06/30/2018, 06/30/2024)																		
34101	FRANCA SOBRAL	06/17/1977	Active	41	10	3	7	20.59%	34	4	0		None	P,S,T,M,VP SC	1		\$999.86	
Exc Award (06/30/2017, 06/30/2022)																		



Club Health Assessment for District LC 6 through June 2025

			Status	Membership							Reports					Finance		LCIF
Club Number	Club Name	Charter Date		Current Member Count	YTD Members Added	YTD Members Dropped	YTD Net Growth	YTD Net Growth%	Member Count 12 Months Ago	Avg. length of service for dropped members	Months Since Last MMR ***	Yrs. Since Last Officer Report	President Rotation	Vice President Reported ****	Months Since Last Activity Report ***	Account Balance	Donations for current Fiscal Year	
			Number of times on status quo within last two years	If below 15 members appears				If net loss is greater than 20% appears			If no report in 3 months appears in	When more than one year appears in	Number of repeat terms	Notes the officers that do not have an active	If no report at 12 months appears in red			
17261	GUAIRA	11/19/1973	Active	20	7	3	4	25.00%	16	2	0			P,S,T,M,VP SC	3		\$20.00	
	Exc Award (06/30/2017)																	
104975	GUAIRA AGUAS CORRENTES	03/17/2009	Active(1)	12	0	3	-3	-20.00%	15	6	0			P,S,T,M,VP SC	2			
	Exc Award (06/30/2017)																	
17262	GUARA	01/25/1970	Active	15	0	2	-2	-11.76%	17	34	2			P,S,T,M,VP SC	2			
	Exc Award (06/30/2018)																	
17263	GUARIBA	05/23/1965	Active	23	3	0	3	15.00%	20		2			P,S,T,M,VP SC	0		\$2,019.89	
	Exc Award (06/30/2018, 06/30/2022)																	
17265	ICEM	06/14/1969	Active	19	7	2	5	35.71%	14	0	2			P,S,T,M,VP SC	1		\$999.86	
	Exc Award (06/30/2017, 06/30/2018)																	
17266	IGARAPAVA	12/04/1973	Active(1)	4	0	1	-1	-20.00%	5	32	0		2	P,S,T,M,VP SC	2			
	Exc Award (06/30/2022)																	
43364	INDIAPORA	01/03/1984	Active	12	0	1	-1	-7.69%	13	7	5			P,S,T,M,VP SC	7		\$714.19	
	Exc Award (06/30/2018, 06/30/2022)																	
64754	IPUA	10/31/2001	Active(1)	5	0	0	0	0.00%	5		19		2	P,S,T,M,VP SC	2			
17267	ITUVERAVA	04/22/1963	Active	31	0	4	-4	-11.43%	35	22	0			P,S,T,M,VP SC	2		\$999.97	
17268	JABOTICABAL	09/29/1962	Active	55	6	2	4	7.84%	51	16	1			P,S,T,M,VP SC	0		\$4,283.27	
	Exc Award (06/30/2018, 06/30/2023)																	
17269	JALES	06/19/1969	Active	27	0	4	-4	-12.90%	31	1	1			P,S,T,M,VP SC	0		\$100.00	
	Exc Award (06/30/2018, 06/30/2022, 06/30/20)																	
17271	MATAO	01/14/1962	Active	51	0	0	0	0.00%	51		1			P,S,T,M,VP SC	0		\$1,017.60	
	Exc Award (06/30/2017, 06/30/2018, 06/30/20)																	
42081	MIGUELOPOLIS	12/09/1982	Active	23	0	6	-6	-20.69%	29	2	5			P,S,T,M,VP SC	2			
17272	MIRASSOL	09/19/1956	Active	54	11	5	6	12.50%	48	37	0			P,S,T,M,VP SC	1		\$1,439.86	
	Exc Award (06/30/2017, 06/30/2022)																	
17274	MONTE ALTO	04/20/1959	Active	17	2	3	-1	-5.56%	18	3	0		2	P,S,T,M,VP SC	1		\$1,019.86	
	Exc Award (06/30/2018, 06/30/2022, 06/30/20)																	
17273	MONTE AZUL PAULISTA	06/23/1964	Active	19	0	6	-6	-24.00%	25	11	1		2	P,S,T,M,VP SC	0		\$1,000.81	



Club Health Assessment for District LC 6 through June 2025

			Status	Membership							Reports					Finance		LCIF
Club Number	Club Name	Charter Date		Current Member Count	YTD Members Added	YTD Members Dropped	YTD Net Growth	YTD Net Growth%	Member Count 12 Months Ago	Avg. length of service for dropped members	Months Since Last MMR ***	Yrs. Since Last Officer Report	President Rotation	Vice President Reported ****	Months Since Last Activity Report ***	Account Balance	Donations for current Fiscal Year	
			Number of times on status quo within last two years	If below 15 members appears					If net loss is greater than 20% appears		If no report in 3 months appears in	When more than one year appears in	Number of repeat terms	Notes the officers that do not have an active	If no report at 12 months appears in red			
30727	NEVES PAULISTA	05/13/1975	Active	17	0	3	-3	-15.00%	20	3	1			P,S,T,M,VP SC	3		\$20.00	
Exc Award (06/30/2017, 06/30/2023)																		
35582	NHANDEARA	05/16/1978	Active	28	0	4	-4	-12.50%	32	4	0		2	P,S,T,M,VP SC	2			
Exc Award (06/30/2016, 06/30/2017, 06/30/2022)																		
140207	Nhandeara Alianca	11/22/2019	Active	19	2	5	-3	-13.64%	22	9	0			P,S,T,M,VP SC	0			
Exc Award (06/30/2022)																		
17276	NOVO HORIZONTE	04/17/1967	Active	15	0	0	0	0.00%	15		1		4	P,S,T,M,VP SC	7		\$60.00	
Exc Award (06/30/2018, 06/30/2022, 06/30/2023)																		
17277	OLIMPIA	05/28/1964	Active(1)	20	0	0	0	0.00%	20		24	1	None	P,S,T,M,VP SC	2		\$19.57	
17278	ORLANDIA	04/04/1970	Active	30	1	5	-4	-11.76%	34	5	0			P,S,T,M,VP SC	0		\$1,220.00	
Exc Award (06/30/2017, 06/30/2018, 06/30/2022)																		
75922	OUROESTE	06/30/2003	Active	37	7	2	5	15.63%	32	3	0			P,S,T,M,VP SC	1		\$1,112.98	
Exc Award (06/30/2018, 06/30/2022)																		
17279	PALMEIRA D'OESTE	03/17/1968	Active(1)	16	0	0	0	0.00%	16		0			P,S,T,M,VP SC	0			
Exc Award (06/30/2016, 06/30/2017, 06/30/2022)																		
17444	PASSOS	06/01/1969	Active	34	5	19	-14	-29.17%	48	5	1			P,S,T,M,VP SC	0	90+ Days	\$859.80	
Exc Award (06/30/2022)																		
51593	PEDREGULHO USINA DE ESTREITO	04/29/1991	Active	4	1	12	-11	-73.33%	15	2	0			P,S,T,M,VP SC	6			
119196	POLONI	04/16/2013	Active	15	0	0	0	0.00%	15		2		2	P,S,T,M,VP SC	0		\$999.86	
Exc Award (06/30/2017, 06/30/2018, 06/30/2022)																		
17283	POTIRENDABA	10/20/1961	Active	18	1	2	-1	-5.26%	19	7	1		3	P,S,T,M,VP SC	1			
Exc Award (06/30/2017, 06/30/2021, 06/30/2022)																		
17284	RIBEIRAO PRETO	03/09/1959	Active(1)	20	2	1	1	5.26%	19	24	1			P,S,T,M,VP SC	0		\$1,039.76	
Exc Award (06/30/2024)																		
17286	RIBEIRAO PRETO CAMPOS ELISEOS	05/13/1969	Active	14	1	3	-2	-12.50%	16	7	0		None	P,S,T,M,VP SC	0		\$20.00	
Exc Award (06/30/2017, 06/30/2022)																		
33222	RIBEIRAO PRETO JARDIM PAULISTA	01/06/1977	Active	7	0	1	-1	-12.50%	8	29	2		None	P,S,T,M,VP SC	10			
119758	Santa Fe do Sul Virtual	06/21/2013	Active	7	0	0	0	0.00%	7		12			P,S,T,M,VP SC	11		\$40.00	




Club Health Assessment for District LC 6 through June 2025

			Status	Membership							Reports					Finance	LCIF
Club Number	Club Name	Charter Date		Current Member Count	YTD Members Added	YTD Members Dropped	YTD Net Growth	YTD Net Growth%	Member Count 12 Months Ago	Avg. length of service for dropped members	Months Since Last MMR ***	Yrs. Since Last Officer Report	President Rotation	Vice President Reported ****	Months Since Last Activity Report ***	Account Balance	Donations for current Fiscal Year
			Number of times on status quo within last two years	If below 15 members appears				If net loss is greater than 20% appears			If no report in 3 months appears in	When more than one year appears in	Number of repeat terms	Notes the officers that do not have an active	If no report at 12 months appears in red		
Exc Award (06/30/2019, 06/30/2021, 06/30/2022)																	
17288	SAO JOAQUIM DA BARRA	08/24/1969	Active	34	1	3	-2	-5.56%	36	11	1			P,S,T,M,VP SC	11		\$1,026.54
Exc Award (06/30/2018)																	
17289	SAO JOSE DO RIO PRETO	09/07/1953	Active	15	3	6	-3	-16.67%	18	14	0			P,S,T,M,VP SC	0		\$1,019.86
Exc Award (06/30/2023, 06/30/2024)																	
17291	SAO JOSE DO RIO PRETO SUL	11/12/1968	Active(1)	19	0	1	-1	-5.00%	20	16	1			P,S,T,M,VP SC	2		\$865.00
Exc Award (06/30/2018)																	
17452	SAO SEBASTIAO DO PARAISO	11/08/1969	Active	16	3	3	0	0.00%	16	3	0			P,S,T,M,VP SC	7		
Exc Award (06/30/2018)																	
17290	SAO SIMAO	09/17/1970	Active	3	0	0	0	0.00%	3		24	1	None	P,S,T,M,VP SC	2		
17292	SERTAOZINHO	02/14/1967	Active	26	0	2	-2	-7.14%	28	31	2			P,S,T,M,VP SC	2		\$80.00
57040	SERTAOZINHO CENTENARIO	06/12/1995	Active(2)	17	0	0	0	0.00%	17		18	1	None	P,S,T,M,VP SC	2		
Exc Award (06/30/2017, 06/30/2018)																	
17295	TANABI	06/15/1964	Active	41	2	14	-12	-22.64%	53	2	0		4	P,S,T,M,VP SC	8		\$40.00
Exc Award (06/30/2022, 06/30/2023, 06/30/2024)																	
17296	TAQUARITINGA	04/26/1965	Active	56	1	6	-5	-8.20%	61	9	1			P,S,T,M,VP SC	0		\$3,080.26
Exc Award (06/30/2022, 06/30/2024)																	
17300	VOTUPORANGA	06/22/1965	Active	55	6	10	-4	-6.78%	59	2	0			P,S,T,M,VP SC	4		\$1,069.86
Exc Award (06/30/2016, 06/30/2018, 06/30/2020)																	
115298	VOTUPORANGA ABILIO CALILLE	10/19/2011	Active	9	0	1	-1	-10.00%	10	13	0			P,S,T,M,VP SC	8		
Exc Award (06/30/2022)																	
51836	VOTUPORANGA BRISAS SUAVES	06/27/1991	Active	9	0	1	-1	-10.00%	10	3	6		2	P,S,T,M,VP SC	0		
Exc Award (06/30/2018)																	
108624	VOTUPORANGA GRANDES LAGOS	06/17/2010	Active(1)	5	1	0	1	25.00%	4		6			P,S,T,M,VP SC	2		
Exc Award (06/30/2017, 06/30/2018)																	



Club Health Assessment for District LC 6 through June 2025

			Status	Membership							Reports					Finance	LCIF
Club Number	Club Name	Charter Date		Current Member Count	YTD Members Added	YTD Members Dropped	YTD Net Growth	YTD Net Growth%	Member Count 12 Months Ago	Avg. length of service for dropped members	Months Since Last MMR ***	Yrs. Since Last Officer Report	President Rotation	Vice President Reported ****	Months Since Last Activity Report ***	Account Balance	Donations for current Fiscal Year
			Number of times on status quo within last two years	If below 15 members appears				If net loss is greater than 20% appears			If no report in 3 months appears in	When more than one year appears in	Number of repeat terms	Notes the officers that do not have an active	If no report at 12 months appears in red		

Clubs Cancelled Previous Fiscal Year – Clubs Cancelled within last 12 months may be reinstated

Club Number	Club Name	Charter Date	Current Status*	Cancellation Date
36468	RIBEIRAO PRETO IPIRANGA	01/22/1979	Cancelled(6*)	07/29/2023

Current Total Clubs Count	YTD New Clubs Count	YTD Cancelled Clubs Count	YTD Net Club Gain	Current Total Members Count	YTD Add	YTD Drop	YTD Net Growth	YTD Net Growth %	Member Count 12 Months Ago	Average Member Count Per Club	% of Clubs with less than 20 members	% No MMR in 3 Months	% No Officer Report in 12 Months	% of Clubs with balance 90+ days	Number of Clubs in Status Quo	% Status Quo Clubs in Financial Suspension	Number of Cancelled Clubs	Average Cancelled Club Age	Members Lost Due to Cancellation	% of Clubs Cancelled for Non-Financial Reasons
60	1	0	1	1,328	126	180	-54	-3.91%	1,382	22	55%	23%	5%	2%	0	0%	0	0	0	0%

* - P - Priority Club. Cancellation Reasons: 1-Objectives/conduct, 2-Non-active club, 5-Non-existing club, 6-Disbanding, 7-Merger, 8-Financial Suspension, 9-District/Multiple District Dues.

** - Abbreviation: P-President, S-Secretary, T-Treasurer, M-Member Chairperson, VP-First Vice President, MC-Communications Chairperson, SC-Service Chairperson

*** - Abbreviation: N/R - Never reported using the Lions Clubs website, N/A - Not applicable, No password registered for the Lions Clubs website.

**** - Abbreviation: N - New, IP - Immediate Past, R - Repeat.



Club Health Assessment for District LC 8 through June 2025

			Status	Membership							Reports					Finance		LCIF
Club Number	Club Name	Charter Date		Current Member Count	YTD Members Added	YTD Members Dropped	YTD Net Growth	YTD Net Growth%	Member Count 12 Months Ago	Avg. length of service for dropped members	Months Since Last MMR ***	Yrs. Since Last Officer Report	President Rotation	Vice President Reported ****	Months Since Last Activity Report ***	Account Balance	Donations for current Fiscal Year	
			Number of times on status quo within last two years	If below 15 members appears	If net loss is greater than 20% appears						If no report in 3 months appears in	When more than one year appears in	Number of repeat terms	Notes the officers that do not have an active	If no report at 12 months appears in red			
Clubs less than two years old																		
171754	Adamantina Cidade Joia	06/17/2024	Active	14	6	17	-11	-44.00%	25	1	0		2	P,S,T,M,VP SC	0	90+ Days	\$300.00	
176691	Alcinopolis	08/12/2024	Active(1)	23	35	12	23	100.00%	0	0	0			P,S,T,M,VP SC	6			
180268	Bauru Causa Animal	01/09/2025	Active	30	30	0	30	100.00%	0		0			P,S,T,M,VP SC	0			
182436	Costa Rica Sucuriú	05/28/2025	Newly Chartered	20	23	3	20	100.00%	0	0	0			P,S,T,M,VP SC	0			
179615	Ilha Solteira TEA	11/27/2024	Active	26	26	0	26	100.00%	0		0			P,S,T,M,VP SC	1			
181929	Macatuba TEA	04/18/2025	Newly Chartered	23	23	0	23	100.00%	0		0			P,S,T,M,VP SC	1			
178708	Marília Direitos Humanos, Diversidade e Inclusao.	09/27/2024	Active	21	34	13	21	100.00%	0	0	0			P,S,T,M,VP SC	0			
179791	Paraíso das Águas	11/27/2024	Active(1)	22	22	0	22	100.00%	0		3			P,S,T,M,VP SC	0			
182918	Promissão I	06/23/2025	Newly Chartered	20	20	0	20	100.00%	0		0			P,S,T,M,VP SC	N/R			
178016	Três Lagoas Autismo	09/16/2024	Active	27	27	0	27	100.00%	0		1			P,S,T,M,VP SC	2			
183074	Universitário UNIMAR	06/24/2025	Newly Chartered	25	25	0	25	100.00%	0		0			P,S,T,M,VP SC	N/R			
Clubs more than two years old																		
17358	AGUDOS	03/19/1964	Active	24	2	0	2	9.09%	22		0			P,S,T,M,VP SC	1		\$100.00	
Exc Award (06/30/2018, 06/30/2019, 06/30/20																		
123484	Agudos Acucena da Serra	10/28/2014	Active(1)	15	18	25	-7	-31.82%	22	7	0		None	P,S,T,M,VP SC	0		\$397.54	
Exc Award (06/30/2016, 06/30/2017, 06/30/20																		
57107	ANDRADINA SUL	06/22/1995	Active	27	2	0	2	8.00%	25		0			P,S,T,M,VP SC	0		\$50.00	
Exc Award (06/30/2017, 06/30/2023, 06/30/20																		
17361	ARACATUBA	05/09/1959	Active	35	3	8	-5	-12.50%	40	3	0			P,S,T,M,VP SC	1		\$200.00	
Exc Award (06/30/2017, 06/30/2018, 06/30/20																		
61364	BASTOS SOLIDARIEDADE	12/21/1998	Active	32	1	8	-7	-17.95%	39	12	1		2	P,S,T,M,VP SC	0		\$250.00	
Exc Award (06/30/2016, 06/30/2017, 06/30/20																		
143281	BAURU AUTISMO	10/21/2020	Active	40	12	10	2	5.26%	38	2	0			P,S,T,M,VP SC	1		\$250.00	
Exc Award (06/30/2023)																		




Club Health Assessment for District LC 8 through June 2025

			Status	Membership							Reports					Finance		LCIF
Club Number	Club Name	Charter Date		Current Member Count	YTD Members Added	YTD Members Dropped	YTD Net Growth	YTD Net Growth%	Member Count 12 Months Ago	Avg. length of service for dropped members	Months Since Last MMR ***	Yrs. Since Last Officer Report	President Rotation	Vice President Reported ****	Months Since Last Activity Report ***	Account Balance	Donations for current Fiscal Year	
			Number of times on status quo within last two years	If below 15 members appears				If net loss is greater than 20% appears			If no report in 3 months appears in	When more than one year appears in	Number of repeat terms	Notes the officers that do not have an active	If no report at 12 months appears in red			
55808	BAURU BELA VISTA	06/08/1994	Active	64	14	16	-2	-3.03%	66	5	0			P,S,T,M,VP SC	0		\$3,700.00	
	Exc Award (06/30/2016, 06/30/2017, 06/30/2018)																	
17362	BAURU CENTRO	04/29/1956	Active(1)	20	1	17	-16	-44.44%	36	11	0			P,S,T,M,VP SC	1			
	Exc Award (06/30/2017, 06/30/2020, 06/30/2021)																	
148519	Bauru Diabetes	11/19/2021	Active	10	2	13	-11	-52.38%	21	2	0			P,S,T,M,VP SC	0			
	Exc Award (06/30/2023)																	
51357	BAURU ESTORIL	02/25/1991	Active	32	7	2	5	18.52%	27	7	0		2	P,S,T,M,VP SC	1		\$2,535.83	
	Exc Award (06/30/2016, 06/30/2017, 06/30/2018)																	
60136	BAURU FALCAO	12/03/1997	Active(2)	12	0	1	-1	-7.69%	13	1	0			P,S,T,M,VP SC	0		\$100.00	
	Exc Award (06/30/2016, 06/30/2017, 06/30/2018)																	
17364	BAURU NORTE	10/12/1966	Active	27	8	6	2	8.00%	25	2	0			P,S,T,M,VP SC	0			
	Exc Award (06/30/2016, 06/30/2017, 06/30/2018)																	
154658	Bauru Qualidade de Vida	06/20/2023	Active	12	2	6	-4	-25.00%	16	1	0		3	P,S,T,M,VP SC	0			
17363	BAURU SUL	04/16/1970	Active	34	2	2	0	0.00%	34	7	1			P,S,T,M,VP SC	1		\$1,155.29	
	Exc Award (06/30/2016, 06/30/2017, 06/30/2018)																	
17365	BIRIGUI	09/14/1965	Active(1)	11	1	0	1	10.00%	10		7		5	P,S,T,M,VP SC	1			
	Exc Award (06/30/2016, 06/30/2017)																	
135314	Cafelândia Renascer	06/21/2018	Active	32	3	2	1	3.23%	31	2	0			P,S,T,M,VP SC	1		\$50.00	
	Exc Award (06/30/2020)																	
53362	CASSILANDIA VALE DO APORE	06/18/1992	Active	24	2	5	-3	-11.11%	27	8	1			P,S,T,M,VP SC	0		\$250.00	
	Exc Award (06/30/2018, 06/30/2019, 06/30/2020)																	
141877	Chapadao Do Sul	06/22/2020	Active	57	12	15	-3	-5.00%	60	2	0			P,S,T,M,VP SC	1		\$1,352.55	
	Exc Award (06/30/2023, 06/30/2024)																	
17372	DRACENA	05/21/1961	Active	60	13	7	6	11.11%	54	6	1			P,S,T,M,VP SC	0		\$150.00	
	Exc Award (06/30/2017, 06/30/2018, 06/30/2019)																	
60137	DRACENA CINQUENTENARIO	12/08/1997	Active	53	13	8	5	10.42%	48	2	0			P,S,T,M,VP SC	0		\$404.76	
	Exc Award (06/30/2016, 06/30/2017, 06/30/2018)																	
41028	DUARTINA	03/24/1982	Cancelled(6*)	0	0	13	-13	-100.00%	13	18	6		None	P,S,T,M,VP SC	7			
	Exc Award (06/30/2018)																	



Club Health Assessment for District LC 8 through June 2025

			Status	Membership							Reports					Finance		LCIF
Club Number	Club Name	Charter Date		Current Member Count	YTD Members Added	YTD Members Dropped	YTD Net Growth	YTD Net Growth%	Member Count 12 Months Ago	Avg. length of service for dropped members	Months Since Last MMR ***	Yrs. Since Last Officer Report	President Rotation	Vice President Reported ****	Months Since Last Activity Report ***	Account Balance	Donations for current Fiscal Year	
			Number of times on status quo within last two years	If below 15 members appears				If net loss is greater than 20% appears			If no report in 3 months appears in	When more than one year appears in	Number of repeat terms	Notes the officers that do not have an active	If no report at 12 months appears in red			
63863	FLORIDA PAULISTA AMIZADE	12/18/2000	Active	55	3	0	3	5.77%	52		1			P,S,T,M,VP SC	0		\$50.00	
	Exc Award (06/30/2016, 06/30/2017, 06/30/2018)																	
17373	GARÇA	12/18/1960	Active	68	15	13	2	3.03%	66	8	0			P,S,T,M,VP SC	0		\$580.00	
	Exc Award (06/30/2017, 06/30/2018, 06/30/2019)																	
61176	GUARACAI	10/08/1998	Active	14	0	0	0	0.00%	14		11			P,S,T,M,VP SC	0			
	Exc Award (06/30/2016, 06/30/2017, 06/30/2018)																	
17374	GUARARAPES	03/08/1964	Active	30	5	0	5	20.00%	25		0			P,S,T,M,VP SC	0			
	Exc Award (06/30/2017, 06/30/2018, 06/30/2019)																	
17375	HERCULANDIA	09/19/1964	Active	27	8	2	6	28.57%	21	37	7			P,S,T,M,VP SC	1			
	Exc Award (06/30/2017, 06/30/2018, 06/30/2019)																	
47558	IACRI	06/26/1987	Active(1)	1	1	11	-10	-90.91%	11	5	0		None	P,S,T,M,VP SC	3			
	Exc Award (06/30/2017, 06/30/2018)																	
17376	ILHA SOLTEIRA	05/23/1973	Active	45	8	6	2	4.65%	43	5	0			P,S,T,M,VP SC	0		\$50.00	
	Exc Award (06/30/2016, 06/30/2017, 06/30/2018)																	
105148	IRAPURU CACULA	01/04/2009	Active	35	5	3	2	6.06%	33	3	0		2	P,S,T,M,VP SC	0			
	Exc Award (06/30/2017, 06/30/2018, 06/30/2019)																	
58303	JUNQUEIROPOLIS CIDADE VERDE	05/21/1996	Active	64	7	2	5	8.47%	59	13	0			P,S,T,M,VP SC	0		\$620.00	
	Exc Award (06/30/2016, 06/30/2017, 06/30/2018)																	
17379	LENCOIS PAULISTA	06/29/1973	Active	47	3	1	2	4.44%	45	24	0			P,S,T,M,VP SC	0		\$12.95	
	Exc Award (06/30/2016, 06/30/2017, 06/30/2018)																	
17380	LINS	05/10/1959	Active	14	3	0	3	27.27%	11		2			P,S,T,M,VP SC	2			
	Exc Award (06/30/2017, 06/30/2018)																	
17382	LUCELIA	05/08/1965	Active	52	8	2	6	13.04%	46	10	1			P,S,T,M,VP SC	0			
	Exc Award (06/30/2018, 06/30/2023, 06/30/2024)																	
41513	MACATUBA	06/08/1982	Active	54	5	0	5	10.20%	49		0			P,S,T,M,VP SC	0			
	Exc Award (06/30/2016, 06/30/2017, 06/30/2018)																	
17383	MARILIA	06/15/1958	Active	14	6	3	3	27.27%	11	5	0		8	P,S,T,M,VP SC	0	90+ Days	\$140.06	
	Exc Award (06/30/2018, 06/30/2020)																	
64294	MARILIA - TERCEIRO MILENIO	05/14/2001	Active	33	12	7	5	17.86%	28	2	0		None	P,S,T,M,VP SC	0		\$1,300.00	




Club Health Assessment for District LC 8 through June 2025

			Status	Membership							Reports					Finance		LCIF	
Club Number	Club Name	Charter Date		Current Member Count	YTD Members Added	YTD Members Dropped	YTD Net Growth	YTD Net Growth%	Member Count 12 Months Ago	Avg. length of service for dropped members	Months Since Last MMR ***	Yrs. Since Last Officer Report	President Rotation	Vice President Reported ****	Months Since Last Activity Report ***	Account Balance	Donations for current Fiscal Year		
			Number of times on status quo within last two years	If below 15 members appears					If net loss is greater than 20% appears					If no report in 3 months appears in	When more than one year appears in	Number of repeat terms	Notes the officers that do not have an active	If no report at 12 months appears in red	
Exc Award (06/30/2017, 06/30/2018, 06/30/2020)																			
138689	Marília Agroecológico	06/20/2019	Active	15	10	14	-4	-21.05%	19	6	0		4	P,S,T,M,VP SC	1				
Exc Award (06/30/2020)																			
100943	MARILIA AUGUSTIN SOLIVA	02/26/2008	Active	25	7	5	2	8.70%	23	1	0		4	P,S,T,M,VP SC	0		\$50.00		
Exc Award (06/30/2016, 06/30/2017, 06/30/2020)																			
146807	Marília Literário Osório Alves de Castro	06/21/2021	Active	17	12	2	10	142.86%	7	3	0		4	P,S,T,M,VP SC	0		\$347.00		
Exc Award (06/30/2023)																			
117216	MARILIA NOVA GERACAO	06/18/2012	Active	19	5	16	-11	-36.67%	30	4	0			P,S,T,M,VP SC	0		\$150.00		
Exc Award (06/30/2017, 06/30/2018, 06/30/2020)																			
17384	MIRANDOPOLIS	06/26/1964	Active	24	2	6	-4	-14.29%	28	3	0		3	P,S,T,M,VP SC	1				
Exc Award (06/30/2017, 06/30/2018, 06/30/2020)																			
17385	MURUTINGA DO SUL	06/26/1964	Active	10	3	1	2	25.00%	8	2	1		5	P,S,T,M,VP SC	0		\$100.00		
Exc Award (06/30/2017, 06/30/2023)																			
17386	OSVALDO CRUZ	09/18/1964	Active	54	6	1	5	10.20%	49	2	1		2	P,S,T,M,VP SC	0		\$170.00		
Exc Award (06/30/2016, 06/30/2018, 06/30/2020)																			
108604	OURO VERDE CIDADE OURO	06/16/2010	Active	31	5	3	2	6.90%	29	7	0			P,S,T,M,VP SC	0				
Exc Award (06/30/2019, 06/30/2023, 06/30/2020)																			
75908	PACAEMBU PARAISO	06/23/2003	Active	54	8	6	2	3.85%	52	7	0			P,S,T,M,VP SC	0		\$50.00		
Exc Award (06/30/2016, 06/30/2017, 06/30/2020)																			
17389	PARANAIBA	09/17/1961	Active	33	4	2	2	6.45%	31	2	0			P,S,T,M,VP SC	0				
Exc Award (06/30/2017, 06/30/2018, 06/30/2020)																			
17390	PEDERNEIRAS	09/13/1967	Active	53	6	4	2	3.92%	51	10	0			P,S,T,M,VP SC	0				
Exc Award (06/30/2018, 06/30/2019, 06/30/2020)																			
17391	PENAPOLIS	11/14/1965	Active	39	0	2	-2	-4.88%	41	17	0		2	P,S,T,M,VP SC	0				
Exc Award (06/30/2016, 06/30/2017, 06/30/2020)																			
17393	PIRAJUI	05/05/1970	Active	10	0	1	-1	-9.09%	11	16	6		2	P,S,T,M,VP SC	0				
Exc Award (06/30/2016, 06/30/2017, 06/30/2020)																			
17402	TRES LAGOAS	11/08/1955	Active	17	1	3	-2	-10.53%	19	1	1			P,S,T,M,VP SC	0		\$50.00		
Exc Award (06/30/2017, 06/30/2018, 06/30/2020)																			



Club Health Assessment for District LC 8 through June 2025

			Status	Membership							Reports				Finance	LCIF	
Club Number	Club Name	Charter Date		Current Member Count	YTD Members Added	YTD Members Dropped	YTD Net Growth	YTD Net Growth%	Member Count 12 Months Ago	Avg. length of service for dropped members	Months Since Last MMR ***	Yrs. Since Last Officer Report	President Rotation	Vice President Reported ****	Months Since Last Activity Report ***	Account Balance	Donations for current Fiscal Year
			Number of times on status quo within last two years	If below 15 members appears				If net loss is greater than 20% appears			If no report in 3 months appears in	When more than one year appears in	Number of repeat terms	Notes the officers that do not have an active	If no report at 12 months appears in red		
17400	TUPA	06/02/1962	Active	82	13	7	6	7.89%	76	2	0			P,S,T,M,VP SC	0		\$80.00
	Exc Award (06/30/2016, 06/30/2017, 06/30/2018)																
49106	TUPA CURUMIM DE	12/16/1988	Active	45	0	2	-2	-4.26%	47	11	0			P,S,T,M,VP SC	0		\$231.40
	Exc Award (06/30/2017, 06/30/2018, 06/30/2019)																
17401	TUPI PAULISTA	10/16/1960	Active	86	8	3	5	6.17%	81	41	2			P,S,T,M,VP SC	0		\$1,170.47
	Exc Award (06/30/2016, 06/30/2017, 06/30/2018)																
50285	VALPARAISO	03/16/1990	Active	57	11	6	5	9.62%	52	8	0			P,S,T,M,VP SC	0		\$1,000.00
	Exc Award (06/30/2017, 06/30/2018, 06/30/2019)																
17403	VERA CRUZ PAULISTA	10/25/1968	Active	18	2	1	1	5.88%	17	17	3			P,S,T,M,VP SC	0		\$50.00
	Exc Award (06/30/2017)																

Clubs Cancelled Previous Fiscal Year – Clubs Cancelled within last 12 months may be reinstated

Club Number	Club Name	Charter Date	Current Status*	Cancellation Date
140353	Cassilândia Leões do Cerrado - Visão e Ação	12/02/2019	Cancelled(8*)	12/29/2023
50704	PROMISSAO	06/15/1990	Cancelled(8*)	09/29/2023

Current Total Clubs Count	YTD New Clubs Count	YTD Cancelled Clubs Count	YTD Net Club Gain	Current Total Members Count	YTD Add	YTD Drop	YTD Net Growth	YTD Net Growth %	Member Count 12 Months Ago	Average Member Count Per Club	% of Clubs with less than 20 members	% No MMR in 3 Months	% No Officer Report in 12 Months	% of Clubs with balance 90+ days	Number of Clubs in Status Quo	% Status Quo Clubs in Financial Suspension	Number of Cancelled Clubs	Average Cancelled Club Age	Members Lost Due to Cancellation	% of Clubs Cancelled for Non-Financial Reasons
65	10	1	9	2,114	581	344	237	12.63%	1,877	33	26%	9%	0%	3%	0	0%	1	81	13	-100%

* - P - Priority Club. Cancellation Reasons: 1-Objectives/conduct, 2-Non-active club, 5-Non-existing club, 6-Disbanding, 7-Merger, 8-Financial Suspension, 9-District/Multiple District Dues.

** - Abbreviation: P-President, S-Secretary, T-Treasurer, M-Member Chairperson, VP-First Vice President, MC-Communications Chairperson, SC-Service Chairperson

*** - Abbreviation: N/R - Never reported using the Lions Clubs website, N/A - Not applicable, No password registered for the Lions Clubs website.

**** - Abbreviation: N - New, IP - Immediate Past, R - Repeat.



Club Health Assessment for District LC 11 through June 2025

			Status	Membership							Reports					Finance		LCIF
Club Number	Club Name	Charter Date		Current Member Count	YTD Members Added	YTD Members Dropped	YTD Net Growth	YTD Net Growth%	Member Count 12 Months Ago	Avg. length of service for dropped members	Months Since Last MMR ***	Yrs. Since Last Officer Report	President Rotation	Vice President Reported ****	Months Since Last Activity Report ***	Account Balance	Donations for current Fiscal Year	
			Number of times on status quo within last two years	If below 15 members appears					If net loss is greater than 20% appears			If no report in 3 months appears in	When more than one year appears in	Number of repeat terms	Notes the officers that do not have appears in an active	If no report at 12 months red		
Clubs less than two years old																		
179728	Campos-Guarus/RJ	11/22/2024	Active	25	26	1	25	100.00%	0	0	2			P,S,T,M,VP SC	0	90+ Days		
Clubs more than two years old																		
36324	ARACRUZ	12/13/1978	Active	77	1	4	-3	-3.75%	80	14	0			P,S,T,M,VP SC	0		\$1,000.00	
Exc Award (06/30/2016, 06/30/2018, 06/30/20																		
16496	ARARUAMA	12/09/1966	Active	16	1	2	-1	-5.88%	17	32	0			P,S,T,M,VP SC	24		\$1,000.00	
Exc Award (06/30/2021)																		
34847	BARRA DE SAO FRANCISCO	12/19/1977	Active(1)	13	1	6	-5	-27.78%	18	0	6		5	P,S,T,M,VP SC	24+			
47353	BOM JARDIM	05/22/1987	Active	6	0	6	-6	-50.00%	12	23	0		2	P,S,T,M,VP SC	2			
Exc Award (06/30/2019)																		
16501	CABO FRIO	04/20/1967	Active	21	1	0	1	5.00%	20		7		2	P,S,T,M,VP SC	3			
137351	Cachoeiro de Itapemirim Águas de Março	02/01/2019	Active	4	3	9	-6	-60.00%	10	6	4		2	P,S,T,M,VP SC	15			
99767	CACHOEIRO DE ITAPEMIRIM R BRAGA	06/28/2007	Active	32	9	7	2	6.67%	30	2	0			P,S,T,M,VP SC	0			
Exc Award (06/30/2023)																		
16502	CACHOEIRO ITAPEMIRIM	04/24/1965	Active	26	3	4	-1	-3.70%	27	16	0			P,S,T,M,VP SC	0			
Exc Award (06/30/2018)																		
36133	CACHOEIRO ITAPEMIRIM FRADE FRE	10/18/1978	Active	39	4	1	3	8.33%	36	47	0			P,S,T,M,VP SC	0			
Exc Award (06/30/2018)																		
16504	CAMPOS	08/06/1957	Active	21	5	5	0	0.00%	21	4	5			P,S,T,M,VP SC	0			
16503	CAMPOS PLANICIE	12/27/1971	Active	19	1	0	1	5.56%	18		3		2	P,S,T,M,VP SC	0			
Exc Award (06/30/2023)																		
40432	CAMPOS TAMANDARE	10/23/1981	Active	57	44	11	33	137.50%	24	3	0			P,S,T,M,VP SC	1			
Exc Award (06/30/2021, 06/30/2023)																		
50925	CARDOSO MOREIRA	09/05/1990	Active	15	0	4	-4	-21.05%	19	15	2			P,S,T,M,VP SC	1		\$37.68	
36383	CASIMIRO DE ABREU	12/26/1978	Active	27	3	3	0	0.00%	27	19	0		2	P,S,T,M,VP SC	0		\$1,000.00	
Exc Award (06/30/2023)																		
16505	COLATINA CENTRO	06/26/1965	Active	67	7	1	6	9.84%	61	4	0			P,S,T,M,VP SC	0		\$3,000.00	



Club Health Assessment for District LC 11 through June 2025

			Status	Membership							Reports					Finance		LCIF		
Club Number	Club Name	Charter Date		Current Member Count	YTD Members Added	YTD Members Dropped	YTD Net Growth	YTD Net Growth%	Member Count 12 Months Ago	Avg. length of service for dropped members	Months Since Last MMR ***	Yrs. Since Last Officer Report	President Rotation	Vice President Reported ****	Months Since Last Activity Report ***	Account Balance	Donations for current Fiscal Year			
			Number of times on status quo within last two years	If below 15 members appears					If net loss is greater than 20% appears						If no report in 3 months appears in	When more than one year appears in	Number of repeat terms	Notes the officers that do not have an active	If no report at 12 months appears in red	
Exc Award (06/30/2018, 06/30/2019, 06/30/2020)																				
107943	COLATINA RIO DOCE	03/29/2010	Active	30	3	1	2	7.14%	28	1	0			P,S,T,M,VP SC	0					
105999	CORDEIRO	06/25/2009	Cancelled(6*)	0	0	1	-1	-100.00%	1	1	11	1	None	P,S,T,M,VP SC	24+					
16510	GUACUI	09/10/1966	Active	62	5	7	-2	-3.13%	64	7	0			P,S,T,M,VP SC	0					
Exc Award (06/30/2016, 06/30/2022, 06/30/2020)																				
16511	GUARAPARI	08/08/1964	Active	22	0	3	-3	-12.00%	25	8	0		2	P,S,T,M,VP SC	1					
Exc Award (06/30/2017, 06/30/2021)																				
16512	ITAPERUNA	06/18/1960	Active	62	0	7	-7	-10.14%	69	2	1		2	P,S,T,M,VP SC	0		\$1,440.54			
Exc Award (06/30/2020, 06/30/2023)																				
57915	Leste Fluminense Cibernético PDG Roberto Bussinger	02/27/1996	Cancelled(6*)	0	0	0	0	0.00%	0		2		None	P,S,T,M,VP SC	20					
Exc Award (06/30/2023)																				
16515	LINHARES	03/24/1965	Active	22	0	3	-3	-12.00%	25	11	2			P,S,T,M,VP SC	0		\$1,000.01			
Exc Award (06/30/2023)																				
16516	MACAE	04/21/1961	Active	14	1	4	-3	-17.65%	17	15	3		2	P,S,T,M,VP SC	14					
34186	MACAE IMBETIBA	06/17/1977	Active	14	0	6	-6	-30.00%	20	6	1		4	P,S,T,M,VP SC	2					
58072	MANTENOPOLIS	04/02/1996	Active(4)	35	12	3	9	34.62%	26	8	0			P,S,T,M,VP SC	24					
32491	MIRACEMA	06/28/1976	Active(1)	16	1	6	-5	-23.81%	21	7	8			P,S,T,M,VP SC	2					
16523	NITEROI FONSECA	08/30/1968	Active	16	0	3	-3	-15.79%	19	13	1		2	P,S,T,M,VP SC	0		\$4,290.50			
Exc Award (06/30/2018, 06/30/2019, 06/30/2020)																				
16521	NOVA FRIBURGO	08/23/1956	Active	14	2	3	-1	-6.67%	15	10	1			P,S,T,M,VP SC	0		\$1,000.00			
47619	NOVA FRIBURGO CONS PAULINO	06/27/1987	Active	4	0	2	-2	-33.33%	6	19	0			P,S,T,M,VP SC	20					
Exc Award (06/30/2023)																				
32417	NOVA VENECIA	06/16/1976	Active	54	11	5	6	12.50%	48	14	0			P,S,T,M,VP SC	0					
45507	PINHEIROS	11/12/1985	Active	51	9	8	1	2.00%	50	13	0		2	P,S,T,M,VP SC	0		\$3,100.00			
Exc Award (06/30/2016, 06/30/2018, 06/30/2020)																				
31035	PORCIUNCULA	06/30/1975	Active	71	8	10	-2	-2.74%	73	6	1			P,S,T,M,VP SC	0		\$1,000.00			
Exc Award (06/30/2019, 06/30/2022, 06/30/2020)																				



Club Health Assessment for District LC 11 through June 2025

			Status	Membership							Reports					Finance	LCIF
Club Number	Club Name	Charter Date		Current Member Count	YTD Members Added	YTD Members Dropped	YTD Net Growth	YTD Net Growth%	Member Count 12 Months Ago	Avg. length of service for dropped members	Months Since Last MMR ***	Yrs. Since Last Officer Report	President Rotation	Vice President Reported ****	Months Since Last Activity Report ***	Account Balance	Donations for current Fiscal Year
			Number of times on status quo within last two years	If below 15 members appears				If net loss is greater than 20% appears			If no report in 3 months appears in	When more than one year appears in	Number of repeat terms	Notes the officers that do not have an active	If no report at 12 months appears in red		
135007	Rio Bananal Centenário	05/31/2018	Active(2)	3	0	0	0	0.00%	3		35		2	P,S,T,M,VP SC	24+		
99493	RIO DAS OSTRAS COSTA AZUL	06/29/2007	Active(1)	12	11	1	10	500.00%	2	16	0			P,S,T,M,VP SC	0		
34848	SANTA TERESA COLIBRI	12/15/1977	Active	33	10	10	0	0.00%	33	10	0		2	P,S,T,M,VP SC	4		\$1,020.00
	Exc Award (06/30/2022, 06/30/2023)																
30514	SANTO ANTONIO DE PADUA	04/08/1975	Active	10	0	1	-1	-9.09%	11	18	11			P,S,T,M,VP SC	15		
30728	SAO GABRIEL DA PALHA	05/13/1975	Active	50	15	15	0	0.00%	50	4	0			P,S,T,M,VP SC	0		\$2,000.00
	Exc Award (06/30/2022, 06/30/2023)																
127888	São Mateus Centro	06/14/2016	Active	20	1	9	-8	-28.57%	28	6	0		2	P,S,T,M,VP SC	0		
	Exc Award (06/30/2018, 06/30/2023)																
39170	SAO PEDRO DA ALDEIA	12/02/1980	Active	9	0	0	0	0.00%	9		13			P,S,T,M,VP SC	15		
	Exc Award (06/30/2023)																
32942	SAQUAREMA	11/11/1976	Active	18	0	2	-2	-10.00%	20	5	6		2	P,S,T,M,VP SC	7		\$56.00
	Exc Award (06/30/2023)																
34018	SERRA	06/07/1977	Active(3)	5	0	2	-2	-28.57%	7	35	4			P,S,T,M,VP SC	19		
35367	VILA VELHA GLORIA	04/21/1978	Active	43	12	3	9	26.47%	34	1	0		2	P,S,T,M,VP SC	0		\$1,000.00
	Exc Award (06/30/2017, 06/30/2018, 06/30/20																

Clubs Cancelled Previous Fiscal Year – Clubs Cancelled within last 12 months may be reinstated

Club Number	Club Name	Charter Date	Current Status*	Cancellation Date
129839	Itaperuna Centenario	01/26/2017	Cancelled(6*)	06/29/2024

Current Total Clubs Count	YTD New Clubs Count	YTD Cancelled Clubs Count	YTD Net Club Gain	Current Total Members Count	YTD Add	YTD Drop	YTD Net Growth	YTD Net Growth %	Member Count 12 Months Ago	Average Member Count Per Club	% of Clubs with less than 20 members	% No MMR in 3 Months	% No Officer Report in 12 Months	% of Clubs with balance 90+ days	Number of Clubs in Status Quo	% Status Quo Clubs in Financial Suspension	Number of Cancelled Clubs	Average Cancelled Club Age	Members Lost Due to Cancellation	% of Clubs Cancelled for Non-Financial Reasons
41	1	2	-1	1,155	210	179	31	2.76%	1,124	28	44%	29%	0%	2%	0	0%	2	25	1	100%



Club Health Assessment for District LC 11 through June 2025

			Status	Membership							Reports					Finance	LCIF
Club Number	Club Name	Charter Date		Current Member Count	YTD Members Added	YTD Members Dropped	YTD Net Growth	YTD Net Growth%	Member Count 12 Months Ago	Avg. length of service for dropped members	Months Since Last MMR ***	Yrs. Since Last Officer Report	President Rotation	Vice President Reported ****	Months Since Last Activity Report ***	Account Balance	Donations for current Fiscal Year
			Number of times on status quo within last two years	If below 15 members appears				If net loss is greater than 20% appears			If no report in 3 months appears in	When more than one year appears in	Number of repeat terms	Notes the officers that do not have an active	If no report at 12 months appears in red		

* - P - Priority Club. Cancellation Reasons: 1-Objectives/conduct, 2-Non-active club, 5-Non-existing club, 6-Disbanding, 7-Merger, 8-Financial Suspension, 9-District/Multiple District Dues.
** - Abbreviation: P-President, S-Secretary, T-Treasurer, M-Member Chairperson, VP-First Vice President, MC-Communications Chairperson, SC-Service Chairperson
*** - Abbreviation: N/R - Never reported using the Lions Clubs website, N/A - Not applicable, No password registered for the Lions Clubs website.
**** - Abbreviation: N - New, IP - Immediate Past, R - Repeat.



Club Health Assessment for District LC 12 through June 2025

			Status								Reports					Finance		LCIF
Club Number	Club Name	Charter Date		Current Member Count	YTD Members Added	YTD Members Dropped	YTD Net Growth	YTD Net Growth%	Member Count 12 Months Ago	Avg. length of service for dropped members	Months Since Last MMR ***	Yrs. Since Last Officer Report	President Rotation	Vice President Reported ****	Months Since Last Activity Report ***	Account Balance	Donations for current Fiscal Year	
			Number of times on status quo within last two years	If below 15 members appears				If net loss is greater than 20% appears			If no report in 3 months appears in	When more than one year appears in	Number of repeat terms	Notes the officers that do not have an active	If no report at 12 months appears in red			
Clubs less than two years old																		
156069	Itapecerica - Sementes do Amanhã	01/19/2024	Cancelled(8*)	0	0	8	-8	-100.00%	8	4	11		None	P,S,T,M,VP SC	12	90+ Days		
Clubs more than two years old																		
17309	ACESITA Exc Award (06/30/2018)	05/01/1963	Active	36	6	5	1	2.86%	35	23	0		2	P,S,T,M,VP SC	2			
17301	AIMORES Exc Award (06/30/2017, 06/30/2019, 06/30/20)	09/05/1965	Active	41	1	3	-2	-4.65%	43	13	0			P,S,T,M,VP SC	0			
17302	ALEM PARAIBA Exc Award (06/30/2023)	09/25/1966	Active	37	14	3	11	42.31%	26	9	0			P,S,T,M,VP SC	1			
37125	BAMBUI	05/21/1979	Active	29	4	2	2	7.41%	27	6	1			P,S,T,M,VP SC	1			
17409	BOA ESPERANCA	09/29/1968	Active	19	0	2	-2	-9.52%	21	5	1			P,S,T,M,VP SC	2			
56143	BOM SUCESSO	10/11/1994	Active	6	0	1	-1	-14.29%	7	1	7		2	P,S,T,M,VP SC	7			
17421	CARANDAI	10/23/1966	Active	12	0	1	-1	-7.69%	13	49	2		2	P,S,T,M,VP SC	2			
17307	CARATINGA	09/03/1960	Active	38	9	8	1	2.70%	37	25	0			P,S,T,M,VP SC	0			
30778	CARATINGA ITAUNA Exc Award (06/30/2018)	05/12/1975	Active	43	2	2	0	0.00%	43	19	0			P,S,T,M,VP SC	0		\$1,000.00	
17306	CATAGUASES	08/07/1966	Active	29	5	4	1	3.57%	28	4	0			P,S,T,M,VP SC	0		\$999.97	
17422	CAXAMBU	04/27/1968	Active	10	0	0	0	0.00%	10		9			P,S,T,M,VP SC	10			
150407	Cláudio - CL Omar Camargo Bessa	04/20/2022	Active(2)	9	0	0	0	0.00%	9		13			P,S,T,M,VP SC	2			
41030	CONSELHEIRO PENA	03/11/1982	Active	36	0	5	-5	-12.20%	41	6	6		3	P,S,T,M,VP SC	6			
17310	CORONEL FABRICIANO	05/08/1966	Active	14	0	2	-2	-12.50%	16	11	4		3	P,S,T,M,VP SC	4		\$16.62	
17312	ESPERA FELIZ	04/07/1968	Active	28	4	1	3	12.00%	25	0	0			P,S,T,M,VP SC	0			
17427	FORMIGA	09/26/1965	Active(2)	4	0	0	0	0.00%	4		0		5	P,S,T,M,VP SC	1			
59573	GOV VALADARES FIGUEIRA D R DOC Exc Award (06/30/2022)	05/20/1997	Active	13	0	2	-2	-13.33%	15	8	2			P,S,T,M,VP SC	4		\$3,036.51	




Club Health Assessment for District LC 12 through June 2025

			Status	Membership						Reports					Finance		LCIF
Club Number	Club Name	Charter Date		Current Member Count	YTD Members Added	YTD Members Dropped	YTD Net Growth	YTD Net Growth%	Member Count 12 Months Ago	Avg. length of service for dropped members	Months Since Last MMR ***	Yrs. Since Last Officer Report	President Rotation	Vice President Reported ****	Months Since Last Activity Report ***	Account Balance	Donations for current Fiscal Year
			Number of times on status quo within last two years	If below 15 members appears				If net loss is greater than 20% appears			If no report in 3 months appears in	When more than one year appears in	Number of repeat terms	Notes the officers that do not have an active	If no report at 12 months appears in red		
38643	GOVERNADOR VALADARES ILHA	06/29/1980	Active	16	0	0	0	0.00%	16		0			P,S,T,M,VP SC	0		
17316	GUANHAES	06/15/1965	Active	10	0	0	0	0.00%	10		13			P,S,T,M,VP SC	0		
34287	IPATINGA ARMANDO FAJARDO	06/29/1977	Active(1)	31	8	0	8	34.78%	23		0		2	P,S,T,M,VP SC	0		
58044	IPATINGA BRANCA FAJARDO	03/29/1996	Active	15	0	2	-2	-11.76%	17	15	0			P,S,T,M,VP SC	0		
	Exc Award (06/30/2018)																
135103	Ipatinga Ita Drumond	06/13/2018	Active(1)	6	4	6	-2	-25.00%	8	5	0			P,S,T,M,VP SC	2		
46425	IPATINGA LIBERDADE	06/27/1986	Active	9	0	0	0	0.00%	9		2		2	P,S,T,M,VP SC	0		
	Exc Award (06/30/2018)																
17320	ITABIRA	06/22/1965	Active	18	3	4	-1	-5.26%	19	1	1		2	P,S,T,M,VP SC	2		
17431	ITAJUBA	04/21/1963	Active(1)	7	0	1	-1	-12.50%	8	6	0		2	P,S,T,M,VP SC	6		
123631	Itapecerica Cidade das Rosas	12/10/2014	Active	16	2	3	-1	-5.88%	17	7	0			P,S,T,M,VP SC	6		
17321	JOAO MONLEVADE	05/19/1962	Active	28	2	2	0	0.00%	28	13	0			P,S,T,M,VP SC	1		
	Exc Award (06/30/2016, 06/30/2018)																
32949	JOAO MONLEVADE SOBRAL	11/04/1976	Active	25	1	5	-4	-13.79%	29	5	0			P,S,T,M,VP SC	0		\$200.00
	Exc Award (06/30/2020, 06/30/2022, 06/30/2024)																
17323	JUIZ DE FORA CENTRO	04/10/1959	Active	14	3	3	0	0.00%	14	9	2			P,S,T,M,VP SC	0		
	Exc Award (06/30/2024)																
107084	JUIZ DE FORA LIBERDADE E SERVICIO	01/22/2010	Cancelled(6*)	0	0	9	-9	-100.00%	9	6	8		None	P,S,T,M,VP SC	10		
17324	JUIZ DE FORA MANCHEST	12/02/1970	Active	22	0	4	-4	-15.38%	26	19	0			P,S,T,M,VP SC	0		
	Exc Award (06/30/2023)																
49872	JUIZ DE FORA NOVO HORIZONTE	09/29/1989	Active	28	4	3	1	3.70%	27	3	0			P,S,T,M,VP SC	0		\$1,000.00
17325	JUIZ DE FORA REDENTOR	05/29/1962	Active	16	0	2	-2	-11.11%	18	10	0		2	P,S,T,M,VP SC	1		
	Exc Award (06/30/2017, 06/30/2018)																
17326	LEOPOLDINA	04/10/1960	Active	0	0	3	-3	-100.00%	3	25	0		None	P,S,T,M,VP SC	8		
60075	MANHUACU FLOR DE MANACA	11/04/1997	Active	18	1	0	1	5.88%	17		1		2	P,S,T,M,VP SC	0		\$724.16
29852	MANHUMIRIM	10/08/1974	Active	15	1	2	-1	-6.25%	16	4	0		2	P,S,T,M,VP SC	2		




Club Health Assessment for District LC 12 through June 2025

			Status	Membership							Reports					Finance	LCIF
Club Number	Club Name	Charter Date		Current Member Count	YTD Members Added	YTD Members Dropped	YTD Net Growth	YTD Net Growth%	Member Count 12 Months Ago	Avg. length of service for dropped members	Months Since Last MMR ***	Yrs. Since Last Officer Report	President Rotation	Vice President Reported ****	Months Since Last Activity Report ***	Account Balance	Donations for current Fiscal Year
			Number of times on status quo within last two years	If below 15 members appears				If net loss is greater than 20% appears			If no report in 3 months appears in	When more than one year appears in	Number of repeat terms	Notes the officers that do not have an active	If no report at 12 months appears in red		
Exc Award (06/30/2023)																	
29495	MIRAI	06/20/1974	Active	23	2	1	1	4.55%	22	3	0			P,S,T,M,VP SC	0		\$20.00
17331	MURIAE	07/19/1964	Active	20	2	3	-1	-4.76%	21	18	0		2	P,S,T,M,VP SC	8		
17332	MURIAE BARRA	12/21/1968	Active	18	2	1	1	5.88%	17	28	2		3	P,S,T,M,VP SC	0		
102031	MURIAE HELEN KELLER	10/09/2008	Active	44	4	3	1	2.33%	43	3	0			P,S,T,M,VP SC	0		\$80.00
Exc Award (06/30/2022)																	
17334	NANUQUE	06/15/1969	Active	26	0	1	-1	-3.70%	27	5	0			P,S,T,M,VP SC	11		\$999.40
33037	NANUQUE SOBRAL	11/30/1976	Active	27	1	0	1	3.85%	26		0		2	P,S,T,M,VP SC	0	90+ Days	
Exc Award (06/30/2022)																	
17440	OLIVEIRA	05/22/1966	Active	5	0	0	0	0.00%	5		14		6	P,S,T,M,VP SC	1		
17442	PARAISOPOLIS	12/02/1961	Active(1)	11	1	2	-1	-8.33%	12	6	0			P,S,T,M,VP SC	1		
Exc Award (06/30/2022, 06/30/2023)																	
17446	POUSO ALEGRE	06/11/1961	Active(1)	13	0	2	-2	-13.33%	15	4	0			P,S,T,M,VP SC	3		
146737	Recreio	06/16/2021	Active(1)	7	0	0	0	0.00%	7		0		2	P,S,T,M,VP SC	5		
143439	Reduto Cibernético Ecológico PDG Thibau	10/29/2020	Active	5	0	3	-3	-37.50%	8	4	5		None	P,S,T,M,VP SC	1		
17341	RIO NOVO	03/17/1972	Active	11	0	0	0	0.00%	11		9			P,S,T,M,VP SC	0		
54815	RIO VERMELHO	08/06/1993	Active(2)	12	12	15	-3	-20.00%	15	3	0		16	P,S,T,M,VP SC	18		
133370	Santo Antônio do Monte Cibernético C Leo Erceu	12/27/2017	Cancelled(8*)	0	0	8	-8	-100.00%	8	4	11		None	P,S,T,M,VP SC	18	90+ Days	
17348	SANTOS DUMONT	08/06/1966	Active	31	3	1	2	6.90%	29	6	0			P,S,T,M,VP SC	0		\$1,700.45
Exc Award (06/30/2018, 06/30/2020, 06/30/2021)																	
17451	SAO JOAO DEL REI	09/27/1964	Active	23	3	8	-5	-17.86%	28	21	2		3	P,S,T,M,VP SC	0		
17455	TRES PONTAS	11/26/1966	Active	11	0	0	0	0.00%	11		2		2	P,S,T,M,VP SC	0		
Exc Award (06/30/2022)																	
17456	VARGINHA	02/03/1958	Active(2)	13	0	1	-1	-7.14%	14	9	9			P,S,T,M,VP SC	8		
47423	VARGINHA PRINCESA SUL	06/09/1987	Active	9	1	0	1	12.50%	8		2			P,S,T,M,VP SC	8		
17354	VICOSA	10/29/1967	Active	22	6	4	2	10.00%	20	4	0		2	P,S,T,M,VP SC	0		



Club Health Assessment for District LC 12 through June 2025



Club Number	Club Name	Charter Date	Status	Membership						Reports					Finance	LCIF	
				Current Member Count	YTD Members Added	YTD Members Dropped	YTD Net Growth	YTD Net Growth%	Member Count 12 Months Ago	Avg. length of service for dropped members	Months Since Last MMR ***	Yrs. Since Last Officer Report	President Rotation	Vice President Reported ****	Months Since Last Activity Report ***	Account Balance	Donations for current Fiscal Year
			Number of times on status quo within last two years	If below 15 members appears			If net loss is greater than 20% appears				If no report in 3 months appears in	When more than one year appears in	Number of repeat terms	Notes the officers that do not have an active	If no report at 12 months appears in red		
Exc Award (06/30/2020, 06/30/2022)																	

Clubs Cancelled Previous Fiscal Year – Clubs Cancelled within last 12 months may be reinstated

Club Number	Club Name	Charter Date	Current Status*	Cancellation Date
17328	MANTENA	08/27/1967	Cancelled(8*)	02/29/2024
52228	SAO PEDRO DOS FERROS	12/09/1991	Cancelled(8*)	04/29/2024

Current Total Clubs Count	YTD New Clubs Count	YTD Cancelled Clubs Count	YTD Net Club Gain	Current Total Members Count	YTD Add	YTD Drop	YTD Net Growth	YTD Net Growth %	Member Count 12 Months Ago	Average Member Count Per Club	% of Clubs with less than 20 members	% No MMR in 3 Months	% No Officer Report in 12 Months	% of Clubs with balance 90+ days	Number of Clubs in Status Quo	% Status Quo Clubs in Financial Suspension	Number of Cancelled Clubs	Average Cancelled Club Age	Members Lost Due to Cancellation	% of Clubs Cancelled for Non-Financial Reasons
54	0	3	-3	1,029	111	151	-40	-3.74%	1,069	19	59%	19%	0%	2%	0	0%	3	37	25	-33%

* - P - Priority Club. Cancellation Reasons: 1-Objectives/conduct, 2-Non-active club, 5-Non-existing club, 6-Disbanding, 7-Merger, 8-Financial Suspension, 9-District/Multiple District Dues.

** - Abbreviation: P-President, S-Secretary, T-Treasurer, M-Member Chairperson, VP-First Vice President, MC-Communications Chairperson, SC-Service Chairperson

*** - Abbreviation: N/R - Never reported using the Lions Clubs website, N/A - Not applicable, No password registered for the Lions Clubs website.

**** - Abbreviation: N - New, IP - Immediate Past, R - Repeat.



Club Health Assessment for District LD 1 through June 2025

			Status	Membership							Reports					Finance		LCIF
Club Number	Club Name	Charter Date		Current Member Count	YTD Members Added	YTD Members Dropped	YTD Net Growth	YTD Net Growth%	Member Count 12 Months Ago	Avg. length of service for dropped members	Months Since Last MMR ***	Yrs. Since Last Officer Report	President Rotation	Vice President Reported ****	Months Since Last Activity Report ***	Account Balance	Donations for current Fiscal Year	
			Number of times on status quo within last two years	If below 15 members appears				If net loss is greater than 20% appears			If no report in 3 months appears in	When more than one year appears in	Number of repeat terms	Notes the officers that do not have an active	If no report at 12 months appears in red			
Clubs less than two years old																		
182419	Ampère	05/28/2025	Newly Chartered	29	29	0	29	100.00%	0		1			P,S,T,M,VP SC	N/R			
171598	Francisco Beltrao Especial-Autista	06/06/2024	Active(2)	25	8	5	3	13.64%	22	0	6		3	P,S,T,M,VP SC	9			
Clubs more than two years old																		
16702	ASSIS CHATEAUBRIAND Exc Award (06/30/2017, 06/30/2020, 06/30/20	04/12/1970	Active	59	3	0	3	5.36%	56		4			P,S,T,M,VP SC	0		\$1,001.60	
139773	Barracão Mulher Exc Award (06/30/2020, 06/30/2021, 06/30/20	09/25/2019	Active	39	5	6	-1	-2.50%	40	1	1			P,S,T,M,VP SC	2			
127838	Capitao Leonidas Marques Exc Award (06/30/2023)	06/09/2016	Active	24	0	3	-3	-11.11%	27	4	0			P,S,T,M,VP SC	4		\$1,008.09	
36326	CASCABEL Exc Award (06/30/2017, 06/30/2022)	12/07/1978	Active	20	2	1	1	5.26%	19	5	1			P,S,T,M,VP SC	0		\$1,000.00	
115471	CASCABEL SERVIÇOS Exc Award (06/30/2016, 06/30/2017, 06/30/20	11/01/2011	Active	22	11	6	5	29.41%	17	3	0			P,S,T,M,VP SC	10	90+ Days	\$1,001.14	
16706	CASTRO Exc Award (06/30/2023)	06/17/1956	Active	14	0	0	0	0.00%	14		12		2	P,S,T,M,VP SC	4			
16707	CLEVELANDIA Exc Award (06/30/2020, 06/30/2021, 06/30/20	06/15/1964	Active	32	7	5	2	6.67%	30	11	0			P,S,T,M,VP SC	2		\$1,007.04	
151479	Colombo	06/22/2022	Cancelled(8*)	0	0	22	-22	-100.00%	22	3	3		None	P,S,T,M,VP SC	24+	90+ Days		
43888	CORONEL VIVIDA Exc Award (06/30/2017, 06/30/2023)	05/24/1984	Active	39	4	4	0	0.00%	39	5	1		2	P,S,T,M,VP SC	1			
145907	Coronel Vivida Primavera	04/20/2021	Active(2)	18	2	8	-6	-25.00%	24	2	0		None	P,S,T,M,VP SC	19			
16712	CURITIBA BATEL Exc Award (06/30/2017, 06/30/2021, 06/30/20	10/15/1959	Active	101	24	13	11	12.22%	90	3	0		2	P,S,T,M,VP SC	1		\$3,591.32	
16708	CURITIBA BOM RETIRO Exc Award (06/30/2021)	11/18/1969	Active	16	0	4	-4	-20.00%	20	14	6			P,S,T,M,VP SC	14			
39966	CURITIBA C POLITECNICO Exc Award (06/30/2023)	05/29/1981	Active	20	0	0	0	0.00%	20		7			P,S,T,M,VP SC	17			



Club Health Assessment for District LD 1 through June 2025

			Status	Membership							Reports					Finance		LCIF
Club Number	Club Name	Charter Date		Current Member Count	YTD Members Added	YTD Members Dropped	YTD Net Growth	YTD Net Growth%	Member Count 12 Months Ago	Avg. length of service for dropped members	Months Since Last MMR ***	Yrs. Since Last Officer Report	President Rotation	Vice President Reported ****	Months Since Last Activity Report ***	Account Balance	Donations for current Fiscal Year	
			Number of times on status quo within last two years	If below 15 members appears				If net loss is greater than 20% appears			If no report in 3 months appears in	When more than one year appears in	Number of repeat terms	Notes the officers that do not have an active	If no report at 12 months appears in red			
16710	CURITIBA CENTRO	04/23/1953	Active(1)	19	2	15	-13	-40.63%	32	4	0		6	P,S,T,M,VP SC	12			
	Exc Award (06/30/2016, 06/30/2017)																	
59643	CURITIBA JARDIM SOCIAL	06/12/1997	Active	28	1	6	-5	-15.15%	33	3	2			P,S,T,M,VP SC	0		\$2,001.95	
	Exc Award (06/30/2017, 06/30/2018, 06/30/2020)																	
16715	CURITIBA PORTAO	08/05/1966	Active(2)	18	4	2	2	12.50%	16	3	0			P,S,T,M,VP SC	0			
	Exc Award (06/30/2018, 06/30/2021)																	
16716	DOIS VIZINHOS	06/01/1969	Active	70	8	0	8	12.90%	62		0			P,S,T,M,VP SC	1		\$49.84	
	Exc Award (06/30/2016, 06/30/2020, 06/30/2022)																	
66779	ENTRE RIOS DO OESTE	10/31/2002	Active	35	6	2	4	12.90%	31	6	0			P,S,T,M,VP SC	0			
	Exc Award (06/30/2016, 06/30/2023)																	
16718	FOZ DO IGUACU CATARATAS	06/11/1956	Active	43	3	0	3	7.50%	40		1			P,S,T,M,VP SC	0		\$3,086.60	
	Exc Award (06/30/2017, 06/30/2019, 06/30/2022)																	
30364	FOZ DO IGUACU ITAIPU	03/14/1975	Active	26	1	2	-1	-3.70%	27	1	0		2	P,S,T,M,VP SC	9			
16719	FRANCISCO BELTRAO	09/15/1963	Active(1)	17	1	17	-16	-48.48%	33	0	1		2	P,S,T,M,VP SC	24+			
127877	Guarapuava Lobo Guara	06/13/2016	Active	29	8	4	4	16.00%	25	4	1			P,S,T,M,VP SC	14	90+ Days		
	Exc Award (06/30/2022)																	
148601	Irati	10/29/2021	Active(2)	17	1	5	-4	-19.05%	21	1	0		2	P,S,T,M,VP SC	0			
34765	LARANJEIRAS DO SUL	12/02/1977	Active	30	10	4	6	25.00%	24	3	0			P,S,T,M,VP SC	13			
	Exc Award (06/30/2016, 06/30/2017, 06/30/2020)																	
16723	MARECHAL CANDIDO RONDON	03/29/1964	Active	50	8	0	8	19.05%	42		1		2	P,S,T,M,VP SC	12		\$1,006.71	
	Exc Award (06/30/2021, 06/30/2023)																	
139294	Marechal Cândido Rondon Aliança	07/18/2019	Active	34	9	13	-4	-10.53%	38	4	0			P,S,T,M,VP SC	12	90+ Days		
	Exc Award (06/30/2021, 06/30/2023)																	
31942	MATELANDIA	03/30/1976	Active	13	0	0	0	0.00%	13		8			P,S,T,M,VP SC	24+			
154084	Matinhos	04/11/2023	Active(2)	14	0	13	-13	-48.15%	27	2	6			P,S,T,M,VP SC	1			
16725	MEDIANEIRA	03/28/1970	Active	48	2	0	2	4.35%	46		0			P,S,T,M,VP SC	0		\$2,526.81	
	Exc Award (06/30/2016)																	



Club Health Assessment for District LD 1 through June 2025

			Status	Membership							Reports					Finance		LCIF
Club Number	Club Name	Charter Date		Current Member Count	YTD Members Added	YTD Members Dropped	YTD Net Growth	YTD Net Growth%	Member Count 12 Months Ago	Avg. length of service for dropped members	Months Since Last MMR ***	Yrs. Since Last Officer Report	President Rotation	Vice President Reported ****	Months Since Last Activity Report ***	Account Balance	Donations for current Fiscal Year	
			Number of times on status quo within last two years	If below 15 members appears				If net loss is greater than 20% appears			If no report in 3 months appears in	When more than one year appears in	Number of repeat terms	Notes the officers that do not have an active	If no report at 12 months appears in red			
56877	MEDIANEIRA PARQUE IGUACU Exc Award (06/30/2017, 06/30/2019)	04/28/1995	Active	36	6	12	-6	-14.29%	42	6	0			P,S,T,M,VP SC	1	90+ Days	\$1,931.04	
39701	MISSAL Exc Award (06/30/2022, 06/30/2023)	04/01/1981	Active	29	2	4	-2	-6.45%	31	12	2			P,S,T,M,VP SC	16			
16726	MONTE ALEGRE Exc Award (06/30/2018)	09/11/1954	Active(1)	14	0	0	0	0.00%	14		11		3	P,S,T,M,VP SC	24+			
42660	NOVA AURORA Exc Award (06/30/2016, 06/30/2017, 06/30/20)	05/31/1983	Active	45	10	9	1	2.27%	44	8	1			P,S,T,M,VP SC	0		\$2,023.18	
33220	PALMAS	01/24/1977	Active(1)	15	15	18	-3	-16.67%	18	11	2		2	P,S,T,M,VP SC	11			
16728	PALMEIRA Exc Award (06/30/2017)	11/10/1962	Active	24	4	5	-1	-4.00%	25	2	1		2	P,S,T,M,VP SC	0			
149567	Pato Branco	01/11/2022	Active	14	2	7	-5	-26.32%	19	2	0			P,S,T,M,VP SC	10			
49730	PINHAIS Exc Award (06/30/2020, 06/30/2021)	06/30/1989	Active	13	3	0	3	30.00%	10		4			P,S,T,M,VP SC	8			
16731	PONTA GROSSA CENTRO Exc Award (06/30/2018)	01/20/1954	Active(2)	10	0	0	0	0.00%	10		0		2	P,S,T,M,VP SC	10			
63838	PONTA GROSSA CRUZEIRO DO SUL Exc Award (06/30/2016, 06/30/2017, 06/30/20)	12/06/2000	Active	17	2	1	1	6.25%	16	6	1			P,S,T,M,VP SC	0		\$1,004.25	
36218	PONTA GROSSA PITANGUI Exc Award (06/30/2018)	11/03/1978	Active	37	8	2	6	19.35%	31	1	1			P,S,T,M,VP SC	1			
16732	PONTA GROSSA VILA VELHA Exc Award (06/30/2016, 06/30/2022)	11/17/1969	Active	15	0	0	0	0.00%	15		14			P,S,T,M,VP SC	14			
32737	SANTA HELENA Exc Award (06/30/2017)	09/07/1976	Active	38	8	5	3	8.57%	35	6	1			P,S,T,M,VP SC	6		\$105.57	
134668	Santa Izabel Do Oeste Exc Award (06/30/2021)	05/04/2018	Active	9	0	0	0	0.00%	9		20		None	P,S,T,M,VP SC	20			
16736	SANTO ANTONIO DO SUDOESTE Exc Award (06/30/2021)	06/13/1964	Active	42	3	0	3	7.69%	39		0			P,S,T,M,VP SC	0			



Club Health Assessment for District LD 1 through June 2025

			Status	Membership							Reports					Finance		LCIF
Club Number	Club Name	Charter Date		Current Member Count	YTD Members Added	YTD Members Dropped	YTD Net Growth	YTD Net Growth%	Member Count 12 Months Ago	Avg. length of service for dropped members	Months Since Last MMR ***	Yrs. Since Last Officer Report	President Rotation	Vice President Reported ****	Months Since Last Activity Report ***	Account Balance	Donations for current Fiscal Year	
			Number of times on status quo within last two years	If below 15 members appears				If net loss is greater than 20% appears			If no report in 3 months appears in	When more than one year appears in	Number of repeat terms	Notes the officers that do not have an active	If no report at 12 months appears in red			
31308	SAO JOSE DOS PINHAIS CENTRO Exc Award (06/30/2017)	10/28/1975	Active	14	0	1	-1	-6.67%	15	18	7			P,S,T,M,VP SC	0			
30729	SAO MIGUEL DO IGUACU Exc Award (06/30/2023)	05/22/1975	Active	51	1	4	-3	-5.56%	54	3	0			P,S,T,M,VP SC	0			
16737	TOLEDO	08/24/1957	Active	18	0	3	-3	-14.29%	21	3	1		2	P,S,T,M,VP SC	0		\$2,000.00	
55157	TOLEDO CIDADE	12/29/1993	Active	28	0	10	-10	-26.32%	38	10	0			P,S,T,M,VP SC	9		\$2,020.10	
16738	UBIRATA Exc Award (06/30/2017, 06/30/2020)	11/14/1969	Active	37	1	3	-2	-5.13%	39	31	6		3	P,S,T,M,VP SC	23			
16739	UNIAO DA VITORIA Exc Award (06/30/2016, 06/30/2017, 06/30/20	01/17/1957	Active	26	0	6	-6	-18.75%	32	8	2			P,S,T,M,VP SC	1		\$2,006.71	

Clubs Cancelled Previous Fiscal Year – Clubs Cancelled within last 12 months may be reinstated

Club Number	Club Name	Charter Date	Current Status*	Cancellation Date
16734	RIO NEGRO	11/15/1954	Cancelled(6*)	07/29/2023

Current Total Clubs Count	YTD New Clubs Count	YTD Cancelled Clubs Count	YTD Net Club Gain	Current Total Members Count	YTD Add	YTD Drop	YTD Net Growth	YTD Net Growth %	Member Count 12 Months Ago	Average Member Count Per Club	% of Clubs with less than 20 members	% No MMR in 3 Months	% No Officer Report in 12 Months	% of Clubs with balance 90+ days	Number of Clubs in Status Quo	% Status Quo Clubs in Financial Suspension	Number of Cancelled Clubs	Average Cancelled Club Age	Members Lost Due to Cancellation	% of Clubs Cancelled for Non-Financial Reasons
51	1	1	0	1,481	224	250	-26	-1.73%	1,507	29	37%	25%	0%	8%	0	0%	1	71	22	0%

* - P - Priority Club. Cancellation Reasons: 1-Objectives/conduct, 2-Non-active club, 5-Non-existing club, 6-Disbanding, 7-Merger, 8-Financial Suspension, 9-District/Multiple District Dues.

** - Abbreviation: P-President, S-Secretary, T-Treasurer, M-Member Chairperson, VP-First Vice President, MC-Communications Chairperson, SC-Service Chairperson

*** - Abbreviation: N/R - Never reported using the Lions Clubs website, N/A - Not applicable, No password registered for the Lions Clubs website.

**** - Abbreviation: N - New, IP - Immediate Past, R - Repeat.



Club Health Assessment for District LD 2 through June 2025

			Status	Membership							Reports					Finance		LCIF
Club Number	Club Name	Charter Date		Current Member Count	YTD Members Added	YTD Members Dropped	YTD Net Growth	YTD Net Growth%	Member Count 12 Months Ago	Avg. length of service for dropped members	Months Since Last MMR ***	Yrs. Since Last Officer Report	President Rotation	Vice President Reported ****	Months Since Last Activity Report ***	Account Balance	Donations for current Fiscal Year	
			Number of times on status quo within last two years	If below 15 members appears				If net loss is greater than 20% appears			If no report in 3 months appears in	When more than one year appears in	Number of repeat terms	Notes the officers that do not have an active	If no report at 12 months appears in red			
Clubs less than two years old																		
182243	Bom Retiro Do Sul	05/20/2025	Newly Chartered	27	27	0	27	100.00%	0		0			P,S,T,M,VP SC	N/R			
183202	Capela de Santana	06/26/2025	Newly Chartered	20	20	0	20	100.00%	0		0			P,S,T,M,VP SC	N/A			
182017	Encantado	05/15/2025	Newly Chartered	30	30	0	30	100.00%	0		0			P,S,T,M,VP SC	N/R			
172277	Salto Do Jacui	06/20/2024	Cancelled(8*)	0	0	27	-27	-100.00%	27	1	3		None	P,S,T,M,VP SC	N/A	90+ Days		
172436	Vale Real	06/22/2024	Active(2)	21	2	4	-2	-8.70%	23	1	0		None	P,S,T,M,VP SC	6			
Clubs more than two years old																		
154300	Bom Princípio	05/05/2023	Cancelled(8*)	0	0	24	-24	-100.00%	24	2	6		None	P,S,T,M,VP SC	18	90+ Days		
16743	CAMPO BOM	09/02/1959	Active	58	4	5	-1	-1.69%	59	25	1			P,S,T,M,VP SC	0		\$2,134.53	
	Exc Award (06/30/2023)																	
31306	CANDELARIA	10/28/1975	Active	19	0	0	0	0.00%	19		5			P,S,T,M,VP SC	19			
16744	CANELA	09/30/1962	Active	33	2	1	1	3.13%	32	13	0			P,S,T,M,VP SC	0		\$5.21	
116541	DOIS IRMÃOS PORTAL DA SERRA	04/09/2012	Active	17	2	8	-6	-26.09%	23	7	0		None	P,S,T,M,VP SC	7			
	Exc Award (06/30/2016, 06/30/2024)																	
16746	ESTANCIA VELHA	08/30/1960	Active	26	3	2	1	4.00%	25	8	0			P,S,T,M,VP SC	0			
	Exc Award (06/30/2018)																	
16748	ESTEIO CENTRO	06/04/1962	Active	39	5	2	3	8.33%	36	1	1			P,S,T,M,VP SC	0		\$999.64	
33943	ESTEIO EXPOSICAO	05/24/1977	Active	16	0	2	-2	-11.11%	18	7	1			P,S,T,M,VP SC	0		\$9.62	
	Exc Award (06/30/2023)																	
39279	ESTEIO INDUSTRIAL	01/20/1981	Active	18	2	6	-4	-18.18%	22	16	1			P,S,T,M,VP SC	1			
	Exc Award (06/30/2016)																	
16747	ESTRELA	10/19/1958	Active	53	10	5	5	10.42%	48	18	1			P,S,T,M,VP SC	0		\$1,026.91	
	Exc Award (06/30/2023)																	
16749	FELIZ	09/10/1971	Active	62	2	1	1	1.64%	61	22	0			P,S,T,M,VP SC	0			
	Exc Award (06/30/2022, 06/30/2023, 06/30/2024)																	



Club Health Assessment for District LD 2 through June 2025

			Status	Membership							Reports					Finance		LCIF
Club Number	Club Name	Charter Date		Current Member Count	YTD Members Added	YTD Members Dropped	YTD Net Growth	YTD Net Growth%	Member Count 12 Months Ago	Avg. length of service for dropped members	Months Since Last MMR ***	Yrs. Since Last Officer Report	President Rotation	Vice President Reported ****	Months Since Last Activity Report ***	Account Balance	Donations for current Fiscal Year	
			Number of times on status quo within last two years	If below 15 members appears				If net loss is greater than 20% appears			If no report in 3 months appears in	When more than one year appears in	Number of repeat terms	Notes the officers that do not have an active	If no report at 12 months appears in red			
16750	GRAMADO Exc Award (06/30/2024)	02/26/1969	Active	24	0	1	-1	-4.00%	25	1	1			P,S,T,M,VP SC	0		\$3.48	
16751	IGREJINHA	09/20/1965	Active	25	3	11	-8	-24.24%	33	8	0			P,S,T,M,VP SC	0		\$20.16	
16753	LAJEADO	10/18/1958	Active	24	0	10	-10	-29.41%	34	5	0			P,S,T,M,VP SC	1		\$6.88	
33272	LAJEADO FLORESTAL Exc Award (06/30/2023)	01/31/1977	Active	70	17	8	9	14.75%	61	4	0			P,S,T,M,VP SC	0		\$1,069.77	
16754	MONTENEGRO	07/30/1957	Active(1)	15	5	3	2	15.38%	13	4	0		2	P,S,T,M,VP SC	0			
97416	MONTENEGRO SAO JOAO Exc Award (06/30/2017)	06/28/2006	Active	26	2	2	0	0.00%	26	9	5			P,S,T,M,VP SC	0		\$1,000.43	
47620	NOVA HARTZ	06/27/1987	Active	28	1	1	0	0.00%	28	1	0			P,S,T,M,VP SC	1			
16756	NOVO HAMBURGO CENTRO Exc Award (06/30/2023, 06/30/2024)	05/18/1956	Active	58	8	2	6	11.54%	52	12	0			P,S,T,M,VP SC	0		\$554.06	
16757	NOVO HAMBURGO COUROCAP Exc Award (06/30/2017, 06/30/2023)	05/16/1969	Active	34	4	3	1	3.03%	33	2	0			P,S,T,M,VP SC	0		\$1,021.02	
63248	NOVO HAMBURGO TERCEIRO MILENIO Exc Award (06/30/2020, 06/30/2023)	06/01/2000	Active	33	14	8	6	22.22%	27	7	1			P,S,T,M,VP SC	0		\$1,003.71	
51126	PAROBE	12/17/1990	Active	38	2	2	0	0.00%	38	8	0			P,S,T,M,VP SC	1		\$1,000.00	
16761	PORTAO Exc Award (06/30/2023)	06/09/1967	Active	41	8	9	-1	-2.38%	42	3	3			P,S,T,M,VP SC	0		\$1,001.60	
53359	ROLANTE	06/18/1992	Active	26	4	0	4	18.18%	22		0			P,S,T,M,VP SC	0			
53590	SANTA CRUZ DO SUL ALIANCA Exc Award (06/30/2021, 06/30/2022)	08/19/1992	Active	38	0	0	0	0.00%	38		3			P,S,T,M,VP SC	0		\$818.00	
16764	SANTA CRUZ DO SUL CENTRO	09/14/1957	Active	31	2	4	-2	-6.06%	33	6	0			P,S,T,M,VP SC	11		\$3.48	
58729	SANTA CRUZ DO SUL RAIO DE SOL	10/08/1996	Active	9	0	7	-7	-43.75%	16	14	1		6	P,S,T,M,VP SC	0			
16765	SAO FRAN DE PAULA	04/04/1961	Active	22	4	6	-2	-8.33%	24	6	0			P,S,T,M,VP SC	7			
16766	SAO LEOPOLDO 25 DE JULHO	10/27/1959	Active	22	2	2	0	0.00%	22	7	0		2	P,S,T,M,VP SC	12		\$235.70	



Club Health Assessment for District LD 2 through June 2025

					Membership										Reports				Finance		LCIF
Club Number	Club Name	Charter Date			Current Member Count	YTD Members Added	YTD Members Dropped	YTD Net Growth	YTD Net Growth%	Member Count 12 Months Ago	Avg. length of service for dropped members	Months Since Last MMR ***	Yrs. Since Last Officer Report	President Rotation	Vice President Reported ****	Months Since Last Activity Report ***	Account Balance	Donations for current Fiscal Year			
			Number of times on status quo within last two years		If below 15 members appears				If net loss is greater than 20% appears			If no report in 3 months appears in	When more than one year appears in	Number of repeat terms		Notes the officers that do not have an active	If no report at 12 months appears in red				
59588	SAO LEOPOLDO ANA TERRA	05/20/1997	Active		15	1	4	-3	-16.67%	18	4	0		2	P,S,T,M,VP SC	0					
39280	SAO LEOPOLDO IMIGRANTE	01/20/1981	Active		19	0	0	0	0.00%	19		13		3	P,S,T,M,VP SC	22					
42661	SAO LEOPOLDO PADRE REUS	05/19/1983	Active		53	8	3	5	10.42%	48	6	0			P,S,T,M,VP SC	3	90+ Days	\$2,001.59			
	Exc Award (06/30/2023, 06/30/2024)																				
44031	SAPIRANGA FERRABRAZ	06/30/1984	Active(2)		13	13	1	12	1200.00%	1	13	10		None	P,S,T,M,VP SC	0					
16769	SAPUCAIA DO SUL	08/28/1964	Active		19	3	7	-4	-17.39%	23	4	0		3	P,S,T,M,VP SC	0					
	Exc Award (06/30/2023)																				
16826	SOBRADINHO	06/08/1958	Active		22	1	3	-2	-8.33%	24	4	6			P,S,T,M,VP SC	1					
16771	TAQUARA	06/06/1961	Active		54	2	1	1	1.89%	53	5	3		2	P,S,T,M,VP SC	0		\$2,111.48			
	Exc Award (06/30/2018, 06/30/2023)																				
146292	Taquara Inovação	05/26/2021	Active		27	1	2	-1	-3.57%	28	4	1		2	P,S,T,M,VP SC	1					
16772	TAQUARI	12/16/1959	Active(1)		13	0	0	0	0.00%	13		14	1	None	P,S,T,M,VP SC	14					
109781	TEUTÔNIA	12/06/2010	Active		16	4	6	-2	-11.11%	18	3	1			P,S,T,M,VP SC	0		\$264.33			
	Exc Award (06/30/2023)																				
16773	TRES COROAS	07/03/1965	Active		34	2	1	1	3.03%	33	12	1			P,S,T,M,VP SC	0					
16774	VENANCIO AIRES	10/19/1958	Active		41	4	5	-1	-2.38%	42	18	0			P,S,T,M,VP SC	1					
59505	VENANCIO AIRES MELVIN JONES	05/05/1997	Active		35	1	3	-2	-5.41%	37	3	0		2	P,S,T,M,VP SC	0					
	Exc Award (06/30/2016, 06/30/2021, 06/30/2024)																				
Current Total Clubs Count	YTD New Clubs Count	YTD Cancelled Clubs Count	YTD Net Club Gain	Current Total Members Count	YTD Add	YTD Drop	YTD Net Growth	YTD Net Growth %	Member Count 12 Months Ago	Average Member Count Per Club	% of Clubs with less than 20 members	% No MMR in 3 Months	% No Officer Report in 12 Months	% of Clubs with balance 90+ days	Number of Clubs in Status Quo	% Status Quo Clubs in Financial Suspension	Number of Cancelled Clubs	Average Cancelled Club Age	Members Lost Due to Cancellation	% of Clubs Cancelled for Non-Financial Reasons	
45	3	2	1	1,364	225	202	23	1.72%	1,341	30	27%	20%	2%	2%	0	0%	2	1	51	0%	

* - P - Priority Club. Cancellation Reasons: 1-Objectives/conduct, 2-Non-active club, 5-Non-existing club, 6-Disbanding, 7-Merger, 8-Financial Suspension, 9-District/Multiple District Dues.


** - Abbreviation: P-President, S-Secretary, T-Treasurer, M-Member Chairperson, VP-First Vice President, MC-Communications Chairperson, SC-Service Chairperson

*** - Abbreviation: N/R - Never reported using the Lions Clubs website, N/A - Not applicable, No password registered for the Lions Clubs website.

**** - Abbreviation: N - New, IP - Immediate Past, R - Repeat.



Club Health Assessment for District LD 3 through June 2025

			Status	Membership							Reports					Finance	LCIF		
Club Number	Club Name	Charter Date		Current Member Count	YTD Members Added	YTD Members Dropped	YTD Net Growth	YTD Net Growth%	Member Count 12 Months Ago	Avg. length of service for dropped members	Months Since Last MMR ***	Yrs. Since Last Officer Report	President Rotation	Vice President Reported ****	Months Since Last Activity Report ***	Account Balance	Donations for current Fiscal Year		
			Number of times on status quo within last two years	If below 15 members appears					If net loss is greater than 20% appears			If no report in 3 months appears in	When more than one year appears in	Number of repeat terms	Notes the officers that do not have an active	If no report at 12 months appears in red			
Clubs more than two years old																			
16777	ARROIO GRANDE	04/25/1972	Active(1)	21	1	3	-2	-8.70%	23	24	1			P,S,T,M,VP SC	8				
Exc Award (06/30/2018, 06/30/2022, 06/30/2024)																			
16779	BAGE	04/21/1956	Active	28	1	0	1	3.70%	27		1			P,S,T,M,VP SC	7		\$148.77		
Exc Award (06/30/2019)																			
16778	BAGE DON DIOGO	12/17/1966	Active	47	6	2	4	9.30%	43	11	0			P,S,T,M,VP SC	0		\$1,267.54		
Exc Award (06/30/2018, 06/30/2020, 06/30/2024)																			
35745	BAGE SANTA TECLA	06/07/1978	Active	37	9	8	1	2.78%	36	7	0		3	P,S,T,M,VP SC	0		\$508.70		
Exc Award (06/30/2023, 06/30/2024)																			
63320	BAGE SOLIDARIEDADE	06/16/2000	Active	29	2	3	-1	-3.33%	30	6	2		2	P,S,T,M,VP SC	0		\$1,240.64		
Exc Award (06/30/2016, 06/30/2018)																			
124064	Bagé Tradição	01/26/2015	Active	20	10	9	1	5.26%	19	5	1			P,S,T,M,VP SC	3		\$220.01		
16782	CACAPAVA DO SUL	04/21/1960	Active(1)	33	8	2	6	22.22%	27	10	0		2	P,S,T,M,VP SC	0		\$460.30		
Exc Award (06/30/2018, 06/30/2019)																			
16783	CACHOEIRA DO SUL	06/07/1958	Active	40	7	3	4	11.11%	36	11	0			P,S,T,M,VP SC	0	90+ Days			
Exc Award (06/30/2017, 06/30/2020, 06/30/2024)																			
16785	CAMAQUA	04/19/1960	Active	22	1	3	-2	-8.33%	24	21	0			P,S,T,M,VP SC	1				
29531	CAMAQUA UNIVERSITARIO	06/28/1974	Active	58	13	1	12	26.09%	46	1	1		4	P,S,T,M,VP SC	0		\$228.74		
Exc Award (06/30/2023, 06/30/2024)																			
16788	CANOAS	10/20/1961	Active	36	0	2	-2	-5.26%	38	4	1			P,S,T,M,VP SC	6		\$126.00		
Exc Award (06/30/2019, 06/30/2022)																			
100543	CANOAS NITEROI	11/13/2007	Active	20	6	0	6	42.86%	14		0			P,S,T,M,VP SC	0		\$20.05		
Exc Award (06/30/2019, 06/30/2020, 06/30/2024)																			
45124	CANOAS SANTA RITA	06/20/1985	Active	26	5	4	1	4.00%	25	3	0			P,S,T,M,VP SC	0		\$304.56		
Exc Award (06/30/2017, 06/30/2019, 06/30/2024)																			
39281	CAPAO DA CANOA	01/20/1981	Active	47	6	4	2	4.44%	45	5	0			P,S,T,M,VP SC	1		\$30.00		
Exc Award (06/30/2018, 06/30/2019, 06/30/2024)																			
16791	GENERAL CAMARA	11/20/1960	Active	31	1	1	0	0.00%	31	1	0			P,S,T,M,VP SC	0		\$40.10		
Exc Award (06/30/2022, 06/30/2023)																			



Club Health Assessment for District LD 3 through June 2025

			Status	Membership							Reports					Finance		LCIF
Club Number	Club Name	Charter Date		Current Member Count	YTD Members Added	YTD Members Dropped	YTD Net Growth	YTD Net Growth%	Member Count 12 Months Ago	Avg. length of service for dropped members	Months Since Last MMR ***	Yrs. Since Last Officer Report	President Rotation	Vice President Reported ****	Months Since Last Activity Report ***	Account Balance	Donations for current Fiscal Year	
			Number of times on status quo within last two years	If below 15 members appears				If net loss is greater than 20% appears			If no report in 3 months appears in	When more than one year appears in	Number of repeat terms	Notes the officers that do not have an active	If no report at 12 months appears in red			
16792	GRAVATAI	04/19/1960	Active	19	4	7	-3	-13.64%	22	7	2		3	P,S,T,M,VP SC	1		\$20.05	
Exc Award (06/30/2018, 06/30/2023)																		
34961	GUAIBA	01/05/1978	Active	21	1	11	-10	-32.26%	31	4	0			P,S,T,M,VP SC	0			
Exc Award (06/30/2018)																		
16794	OSORIO	09/28/1961	Active	17	3	2	1	6.25%	16	10	1			P,S,T,M,VP SC	1			
16795	PELOTAS CENTRO	12/21/1957	Active	43	0	3	-3	-6.52%	46	11	4			P,S,T,M,VP SC	0			
Exc Award (06/30/2019)																		
30647	PELOTAS LARANJAL	04/24/1975	Active	22	4	9	-5	-18.52%	27	7	1			P,S,T,M,VP SC	9		\$1,050.02	
Exc Award (06/30/2023)																		
31307	PIRATINI	10/28/1975	Active	11	2	0	2	22.22%	9		8		4	P,S,T,M,VP SC	0			
Exc Award (06/30/2023)																		
16803	PORTO ALEGRE BALNEARIOS	06/15/1960	Active	22	0	2	-2	-8.33%	24	22	0			P,S,T,M,VP SC	0		\$20.65	
Exc Award (06/30/2019, 06/30/2020, 06/30/2021)																		
39174	PORTO ALEGRE BARAO DO CAHY	12/29/1980	Active	38	3	3	0	0.00%	38	19	0			P,S,T,M,VP SC	0		\$592.02	
Exc Award (06/30/2017, 06/30/2020, 06/30/2021)																		
50027	PORTO ALEGRE BELA VISTA	12/20/1989	Cancelled(6*)	0	0	13	-13	-100.00%	13	26	10		None	P,S,T,M,VP SC	24			
16800	PORTO ALEGRE BENTO GONCALVES	12/30/1966	Active	36	5	2	3	9.09%	33	16	0			P,S,T,M,VP SC	0		\$700.44	
Exc Award (06/30/2016, 06/30/2019, 06/30/2020)																		
16813	PORTO ALEGRE CENTENÁRIO	11/19/1962	Active	14	0	0	0	0.00%	14		1		2	P,S,T,M,VP SC	1		\$10.01	
Exc Award (06/30/2020, 06/30/2023, 06/30/2024)																		
51507	PORTO ALEGRE IPIRANGA	04/01/1991	Active	38	2	1	1	2.70%	37	34	0			P,S,T,M,VP SC	3		\$20.00	
Exc Award (06/30/2020, 06/30/2021, 06/30/2022)																		
122615	Porto Alegre Medianeira	06/24/2014	Active	15	1	0	1	7.14%	14		1		2	P,S,T,M,VP SC	0		\$35.85	
Exc Award (06/30/2017, 06/30/2019, 06/30/2020)																		
16809	PORTO ALEGRE PASSO D'AREIA	12/05/1961	Active	15	7	2	5	50.00%	10	0	1			P,S,T,M,VP SC	0		\$1,001.38	
16815	PORTO ALEGRE S JOAO NAVEGANTES	03/22/1960	Active	18	0	3	-3	-14.29%	21	18	2			P,S,T,M,VP SC	0		\$40.07	
Exc Award (06/30/2023)																		



Club Health Assessment for District LD 3 through June 2025

			Status	Membership							Reports					Finance	LCIF
Club Number	Club Name	Charter Date		Current Member Count	YTD Members Added	YTD Members Dropped	YTD Net Growth	YTD Net Growth%	Member Count 12 Months Ago	Avg. length of service for dropped members	Months Since Last MMR ***	Yrs. Since Last Officer Report	President Rotation	Vice President Reported ****	Months Since Last Activity Report ***	Account Balance	Donations for current Fiscal Year
			Number of times on status quo within last two years	If below 15 members appears				If net loss is greater than 20% appears			If no report in 3 months appears in	When more than one year appears in	Number of repeat terms	Notes the officers that do not have an active	If no report at 12 months appears in red		
16816	PORTO ALEGRE SANTA FLORA Exc Award (06/30/2016, 06/30/2017, 06/30/20	11/30/1971	Active	56	5	0	5	9.80%	51		1			P,S,T,M,VP SC	0		\$1,560.11
16818	RIO GRANDE CENTRO Exc Award (06/30/2016, 06/30/2019, 06/30/20	05/18/1958	Cancelled(6*)	0	0	2	-2	-100.00%	2	8	9		None	P,S,T,M,VP SC	11		
16820	RIO PARDO Exc Award (06/30/2016, 06/30/2019, 06/30/20	01/05/1960	Active	35	9	6	3	9.38%	32	6	1			P,S,T,M,VP SC	0		\$704.85
32686	SANTA VITORIA DO PALMAR Exc Award (06/30/2022)	08/17/1976	Active	19	1	2	-1	-5.00%	20	16	0			P,S,T,M,VP SC	6		
16822	SANTO ANTONIO DA PATRULHA Exc Award (06/30/2023)	09/27/1961	Active	24	3	2	1	4.35%	23	1	0			P,S,T,M,VP SC	0		
16821	SAO JERONIMO Exc Award (06/30/2017, 06/30/2019, 06/30/20	12/04/1960	Active	21	4	2	2	10.53%	19	11	1			P,S,T,M,VP SC	0		\$2,541.62
16825	SAO LOURENCO DO SUL Exc Award (06/30/2022)	01/07/1962	Active	20	10	0	10	100.00%	10		0			P,S,T,M,VP SC	8		
16827	TORRES Exc Award (06/30/2018, 06/30/2019, 06/30/20	10/07/1961	Active	9	0	4	-4	-30.77%	13	11	0		4	P,S,T,M,VP SC	2		\$23.45
16828	TRAMANDAI Exc Award (06/30/2016, 06/30/2022, 06/30/20	06/20/1967	Active(1)	24	10	4	6	33.33%	18	3	0		3	P,S,T,M,VP SC	8		\$17.38
45694	TRIUNFO Exc Award (06/30/2022)	01/13/1986	Active(1)	20	6	2	4	25.00%	16	8	2			P,S,T,M,VP SC	6		
16829	VIAMAO Exc Award (06/30/2016, 06/30/2020, 06/30/20	04/25/1961	Active	15	4	4	0	0.00%	15	19	0		2	P,S,T,M,VP SC	0		\$20.05
118229	VIAMAO NOSSA SENHORA APARECIDA Exc Award (06/30/2016, 06/30/2020, 06/30/20	11/09/2012	Active	21	1	2	-1	-4.55%	22	7	4			P,S,T,M,VP SC	0		
134746	Xangri-lá Exc Award (06/30/2021, 06/30/2024)	05/30/2018	Active	17	5	3	2	13.33%	15	3	0			P,S,T,M,VP SC	0		\$226.15

Clubs Cancelled Previous Fiscal Year – Clubs Cancelled within last 12 months may be reinstated

Club Number	Club Name	Charter Date	Current Status*	Cancellation Date
-------------	-----------	--------------	-----------------	-------------------



Club Health Assessment for District LD 3 through June 2025

INTERNATIONAL

			Membership								Reports					Finance		LCIF		
Club Number	Club Name	Charter Date		Current Member Count	YTD Members Added	YTD Members Dropped	YTD Net Growth	YTD Net Growth%	Member Count 12 Months Ago	Avg. length of service for dropped members	Months Since Last MMR ***	Yrs. Since Last Officer Report	President Rotation	Vice President Reported ****	Months Since Last Activity Report ***	Account Balance	Donations for current Fiscal Year			
			Number of times on status quo within last two years	If below 15 members appears				If net loss is greater than 20% appears			If no report in 3 months appears in	When more than one year appears in	Number of repeat terms	Notes the officers that do not have an active	If no report at 12 months appears in red					
104941	ARROIO DO SAL	03/17/2009	Cancelled(6*)	07/29/2023																
16784	CACHOEIRA SUL CACH DO FANDANGO	06/18/1973	Cancelled(6*)	07/29/2023																
Current Total Clubs Count	YTD New Clubs Count	YTD Cancelled Clubs Count	YTD Net Club Gain	Current Total Members Count	YTD Add	YTD Drop	YTD Net Growth	YTD Net Growth %	Member Count 12 Months Ago	Average Member Count Per Club	% of Clubs with less than 20 members	% No MMR in 3 Months	% No Officer Report in 12 Months	% of Clubs with balance 90+ days	Number of Clubs in Status Quo	% Status Quo Clubs in Financial Suspension	Number of Cancelled Clubs	Average Cancelled Club Age	Members Lost Due to Cancellation	% of Clubs Cancelled for Non-Financial Reasons
41	0	2	-2	1,105	166	136	30	2.79%	1,075	27	27%	7%	0%	2%	0	0%	2	83	15	100%

* - P - Priority Club. Cancellation Reasons: 1-Objectives/conduct, 2-Non-active club, 5-Non-existing club, 6-Disbanding, 7-Merger, 8-Financial Suspension, 9-District/Multiple District Dues.

** - Abbreviation: P-President, S-Secretary, T-Treasurer, M-Member Chairperson, VP-First Vice President, MC-Communications Chairperson, SC-Service Chairperson

*** - Abbreviation: N/R - Never reported using the Lions Clubs website, N/A - Not applicable, No password registered for the Lions Clubs website.

**** - Abbreviation: N - New, IP - Immediate Past, R - Repeat.




Club Health Assessment for District LD 4 through June 2025

			Status	Membership							Reports					Finance		LCIF				
Club Number	Club Name	Charter Date		Current Member Count	YTD Members Added	YTD Members Dropped	YTD Net Growth	YTD Net Growth%	Member Count 12 Months Ago	Avg. length of service for dropped members	Months Since Last MMR ***	Yrs. Since Last Officer Report	President Rotation	Vice President Reported ****	Months Since Last Activity Report ***	Account Balance	Donations for current Fiscal Year					
			Number of times on status quo within last two years	If below 15 members appears					If net loss is greater than 20% appears			If no report in 3 months appears in	When more than one year appears in	Number of repeat terms	Notes the officers that do not have an active	If no report at 12 months appears in red						
Clubs less than two years old				Active	24	0	1	-1	-4.00%	25	1	4		2	P,S,T,M,VP SC	1						
171411	AJURICABA	06/10/2024			Newly Chartered	20	20	0	20	100.00%	0		1			P,S,T,M,VP SC			2			
172071	Horizontina	06/22/2024			Active	36	9	6	3	9.09%	33	0	0		2	P,S,T,M,VP SC			N/R			
156413	Santa Rosa União	11/10/2023			Active	46	13	10	3	6.98%	43	1	0			P,S,T,M,VP SC			2			
171925	Sao Joao Do Polesine	06/06/2024			Active	48	3	0	3	6.67%	45		1		2	P,S,T,M,VP SC			0			
Clubs more than two years old				Active	60	1	6	-5	-7.69%	65	8	0			P,S,T,M,VP SC	0		\$1,158.62				
16830 AGUDO 12/09/1967 Exc Award (06/30/2020, 06/30/2023)																						
16831	ALEGRETE	11/30/1960			Active	26	3	2	1	4.00%	25	4	3			P,S,T,M,VP SC			0			
47656	ALEGRETE IBIRAPUITA	07/31/1987			Active	35	9	1	8	29.63%	27	4	0			P,S,T,M,VP SC			0	\$183.74		
43889	AUGUSTO PESTANA	05/31/1984			Active	41	4	3	1	2.50%	40	11	0			P,S,T,M,VP SC			0	\$845.31		
Exc Award (06/30/2024)																						
32619	CATUIPE	07/27/1976			Active	42	2	0	2	5.00%	40		1			P,S,T,M,VP SC			0	\$410.13		
Exc Award (06/30/2017, 06/30/2018, 06/30/20)																						
16834	CERRO LARGO	12/20/1967			Active	44	0	2	-2	-4.35%	46	3	2			P,S,T,M,VP SC			0	\$147.97		
Exc Award (06/30/2017, 06/30/2019, 06/30/20)																						
123531	Chiapetta Esperanca	10/31/2014			Active	14	0	3	-3	-17.65%	17	4	0			P,S,T,M,VP SC			1	90+ Days		
43235	CRISSIUMAL	12/14/1983			Active	37	6	3	3	8.82%	34	1	0		None	P,S,T,M,VP SC			1			
16836	CRUZ ALTA	03/09/1960			Active	40	1	8	-7	-14.89%	47	10	0		None	P,S,T,M,VP SC			0			
Exc Award (06/30/2021)																						
148847	Cruz Alta Iuri N Ribas	11/02/2021			Active	19	2	18	-16	-45.71%	35	1	1		2	P,S,T,M,VP SC			6			
Exc Award (06/30/2022, 06/30/2023)																						
16839	DOM PEDRITO	05/28/1961	Active	50	11	2	9	21.95%	41	6	0			P,S,T,M,VP SC	10	\$300.00						
Exc Award (06/30/2018, 06/30/2020, 06/30/20)																						
16841	FREDERICO WESTPHALEN	11/23/1960	Active	35	2	32	-30	-46.15%	65	6	0		2	P,S,T,M,VP SC	16							
Exc Award (06/30/2016, 06/30/2017, 06/30/20)																						



Club Health Assessment for District LD 4 through June 2025

			Status	Membership							Reports					Finance		LCIF
Club Number	Club Name	Charter Date		Current Member Count	YTD Members Added	YTD Members Dropped	YTD Net Growth	YTD Net Growth%	Member Count 12 Months Ago	Avg. length of service for dropped members	Months Since Last MMR ***	Yrs. Since Last Officer Report	President Rotation	Vice President Reported ****	Months Since Last Activity Report ***	Account Balance	Donations for current Fiscal Year	
			Number of times on status quo within last two years	If below 15 members appears				If net loss is greater than 20% appears			If no report in 3 months appears in	When more than one year appears in	Number of repeat terms	Notes the officers that do not have an active	If no report at 12 months appears in red			
16845	IBIRUBA	03/08/1960	Active	49	22	23	-1	-2.00%	50	5	0			P,S,T,M,VP SC	8		\$999.99	
	Exc Award (06/30/2020)																	
16846	IJUI	10/25/1959	Active	74	6	9	-3	-3.90%	77	13	0			P,S,T,M,VP SC	0		\$1,028.64	
	Exc Award (06/30/2023, 06/30/2024)																	
16848	ITAQUI	11/05/1961	Active	56	7	4	3	5.66%	53	8	2			P,S,T,M,VP SC	1			
	Exc Award (06/30/2021, 06/30/2024)																	
16849	JAGUARI	05/26/1961	Active	31	2	4	-2	-6.06%	33	15	1			P,S,T,M,VP SC	12			
65493	JULIO DE CASTILHOS CENTRO	06/03/2002	Active	25	4	10	-6	-19.35%	31	14	0			P,S,T,M,VP SC	6		\$191.71	
	Exc Award (06/30/2024)																	
16850	PALMEIRA DAS MISSOES	04/27/1960	Active	23	2	13	-11	-32.35%	34	10	0			P,S,T,M,VP SC	0			
	Exc Award (06/30/2018)																	
16851	PANAMBI	09/06/1960	Active	54	11	11	0	0.00%	54	6	0			P,S,T,M,VP SC	0		\$3,002.10	
	Exc Award (06/30/2017, 06/30/2018)																	
33944	PEJUCARA	05/31/1977	Active(1)	32	7	0	7	28.00%	25		0			P,S,T,M,VP SC	15			
43362	PORTO XAVIER	01/06/1984	Active	21	2	2	0	0.00%	21	6	3			P,S,T,M,VP SC	0			
	Exc Award (06/30/2024)																	
16853	QUARAI	08/01/1964	Active	14	0	2	-2	-12.50%	16	5	0		2	P,S,T,M,VP SC	0			
139393	Quevedos	08/09/2019	Active	39	6	3	3	8.33%	36	5	0		None	P,S,T,M,VP SC	6		\$249.38	
16854	RESTINGA SECA	06/15/1967	Active	24	4	2	2	9.09%	22	16	1		2	P,S,T,M,VP SC	0			
16855	ROSARIO DO SUL	05/01/1961	Active	45	0	0	0	0.00%	45		12			P,S,T,M,VP SC	11			
49795	SANTA MARIA CAMOBI	08/04/1989	Active	33	5	3	2	6.45%	31	3	1			P,S,T,M,VP SC	0		\$999.99	
	Exc Award (06/30/2020, 06/30/2021, 06/30/2022)																	
16864	SANTA MARIA CENTRO	10/25/1958	Active	19	3	5	-2	-9.52%	21	2	0		2	P,S,T,M,VP SC	0			
16856	SANTA MARIA DORES	06/28/1972	Active	49	21	5	16	48.48%	33	2	0			P,S,T,M,VP SC	0		\$1,443.04	
	Exc Award (06/30/2021, 06/30/2022)																	
16861	SANTA MARIA ITARARE	03/27/1962	Active	19	0	0	0	0.00%	19		13		2	P,S,T,M,VP SC	1			
63346	SANTA MARIA MEDIANEIRA	06/23/2000	Active	35	1	6	-5	-12.50%	40	4	5			P,S,T,M,VP SC	1		\$316.25	
	Exc Award (06/30/2016, 06/30/2018, 06/30/2020)																	



Club Health Assessment for District LD 4 through June 2025

			Status	Membership							Reports					Finance		LCIF
Club Number	Club Name	Charter Date		Current Member Count	YTD Members Added	YTD Members Dropped	YTD Net Growth	YTD Net Growth%	Member Count 12 Months Ago	Avg. length of service for dropped members	Months Since Last MMR ***	Yrs. Since Last Officer Report	President Rotation	Vice President Reported ****	Months Since Last Activity Report ***	Account Balance	Donations for current Fiscal Year	
			Number of times on status quo within last two years	If below 15 members appears					If net loss is greater than 20% appears			If no report in 3 months appears in	When more than one year appears in	Number of repeat terms	Notes the officers that do not have an active	If no report at 12 months appears in red		
16865	SANTA ROSA CENTRO Exc Award (06/30/2018)	03/06/1960	Active	34	14	13	1	3.03%	33	2	1		2	P,S,T,M,VP SC	1			
16862	SANTANA DO LIVRAMENTO Exc Award (06/30/2016)	06/01/1961	Active	35	0	3	-3	-7.89%	38	11	2			P,S,T,M,VP SC	10		\$37.68	
44032	SANTIAGO CENTENARIO Exc Award (06/30/2022, 06/30/2024)	06/30/1984	Active	21	8	10	-2	-8.70%	23	2	0			P,S,T,M,VP SC	0		\$975.09	
16866	SANTIAGO CENTRO Exc Award (06/30/2021, 06/30/2022, 06/30/20)	11/15/1960	Active	65	4	5	-1	-1.52%	66	8	0			P,S,T,M,VP SC	0		\$501.65	
16867	SANTO ANGELO Exc Award (06/30/2022, 06/30/2023, 06/30/20)	11/09/1957	Active	45	2	2	0	0.00%	45	26	0		2	P,S,T,M,VP SC	0			
16863	SANTO ANGELO TIARAJU Exc Award (06/30/2021)	07/28/1963	Active	36	0	3	-3	-7.69%	39	8	0			P,S,T,M,VP SC	0		\$36.14	
57625	SANTO ANGELO UNIVERSITARIO Exc Award (06/30/2017, 06/30/2020, 06/30/20)	12/05/1995	Active	50	3	9	-6	-10.71%	56	8	0			P,S,T,M,VP SC	0		\$1,119.99	
16870	SANTO AUGUSTO Exc Award (06/30/2021)	07/20/1972	Active	76	10	10	0	0.00%	76	11	0			P,S,T,M,VP SC	2		\$1,000.00	
16859	SANTO CRISTO Exc Award (06/30/2017)	12/22/1965	Active	36	8	2	6	20.00%	30	5	7			P,S,T,M,VP SC	13			
16860	SAO BORJA Exc Award (06/30/2021, 06/30/2023)	10/14/1962	Active	29	3	4	-1	-3.33%	30	10	1		2	P,S,T,M,VP SC	11			
61797	SAO FRANCISCO DE ASSIS Exc Award (06/30/2018, 06/30/2021, 06/30/20)	04/21/1999	Active	68	0	0	0	0.00%	68		1			P,S,T,M,VP SC	0		\$913.89	
16868	SAO GABRIEL	05/02/1961	Active	12	2	2	0	0.00%	12	16	1		2	P,S,T,M,VP SC	19			
45695	SAO GABRIEL BATOVI	01/10/1986	Cancelled(6*)	0	0	7	-7	-100.00%	7	18	1		None	P,S,T,M,VP SC	7			
130567	São Gabriel Plácido de Castro	04/17/2017	Active	16	2	4	-2	-11.11%	18	5	0		2	P,S,T,M,VP SC	6			
146736	SÃO MIGUEL DAS MISSÕES	06/16/2021	Active(2)	8	0	13	-13	-61.90%	21	2	0		2	P,S,T,M,VP SC	21			
16872	SAO PEDRO DO SUL Exc Award (06/30/2019, 06/30/2020, 06/30/20)	11/30/1964	Active	85	11	4	7	8.97%	78	28	0			P,S,T,M,VP SC	0		\$1,101.74	



Club Health Assessment for District LD 4 through June 2025

			Status		Membership						Reports					Finance		LCIF		
Club Number	Club Name	Charter Date		Current Member Count	YTD Members Added	YTD Members Dropped	YTD Net Growth	YTD Net Growth%	Member Count 12 Months Ago	Avg. length of service for dropped members	Months Since Last MMR ***	Yrs. Since Last Officer Report	President Rotation	Vice President Reported ****	Months Since Last Activity Report ***	Account Balance	Donations for current Fiscal Year			
			Number of times on status quo within last two years	If below 15 members appears				If net loss is greater than 20% appears			If no report in 3 months appears in	When more than one year appears in	Number of repeat terms	Notes the officers that do not have an active	If no report at 12 months appears in red					
16842	SAO VICENTE DO SUL	05/31/1969	Active	40	4	2	2	5.26%	38	30	0		2	P,S,T,M,VP SC	9					
129794	Seberi Centenario	01/18/2017	Active(1)	56	15	14	1	1.82%	55	5	0			P,S,T,M,VP SC	4					
30959	TRES DE MAIO	06/23/1975	Active	70	8	5	3	4.48%	67	6	0			P,S,T,M,VP SC	8		\$174.02			
	Exc Award (06/30/2021, 06/30/2022)																			
16875	TRES PASSOS	04/28/1960	Active(1)	25	1	5	-4	-13.79%	29	6	0		3	P,S,T,M,VP SC	3					
16874	TRES PASSOS TUCUMA	01/27/1972	Active	73	1	2	-1	-1.35%	74	1	0			P,S,T,M,VP SC	8		\$999.98			
	Exc Award (06/30/2017, 06/30/2023, 06/30/20)																			
37122	TUCUNDUVA	05/21/1979	Active	44	2	0	2	4.76%	42		0			P,S,T,M,VP SC	10		\$7.30			
	Exc Award (06/30/2021)																			
16877	TUPARENDI	06/04/1962	Active	39	6	0	6	18.18%	33		0			P,S,T,M,VP SC	1		\$60.00			
	Exc Award (06/30/2024)																			
16876	URUGUAIANA	05/10/1961	Active	29	2	1	1	3.57%	28	35	1		2	P,S,T,M,VP SC	1		\$20.00			
	Exc Award (06/30/2018)																			
47388	URUGUAIANA TRES FRONTEIRAS	05/28/1987	Active	50	13	13	0	0.00%	50	3	0			P,S,T,M,VP SC	0		\$2,070.22			
	Exc Award (06/30/2022)																			
Current Total Clubs Count	YTD New Clubs Count	YTD Cancelled Clubs Count	YTD Net Club Gain	Current Total Members Count	YTD Add	YTD Drop	YTD Net Growth	YTD Net Growth %	Member Count 12 Months Ago	Average Member Count Per Club	% of Clubs with less than 20 members	% No MMR in 3 Months	% No Officer Report in 12 Months	% of Clubs with balance 90+ days	Number of Clubs in Status Quo	% Status Quo Clubs in Financial Suspension	Number of Cancelled Clubs	Average Cancelled Club Age	Members Lost Due to Cancellation	% of Clubs Non-Financial Reasons
59	1	1	0	2,301	308	332	-24	-1.03%	2,325	39	14%	12%	0%	2%	0	0%	1	39	7	100%

* - P - Priority Club. Cancellation Reasons: 1-Objectives/conduct, 2-Non-active club, 5-Non-existing club, 6-Disbanding, 7-Merger, 8-Financial Suspension, 9-District/Multiple District Dues.

** - Abbreviation: P-President, S-Secretary, T-Treasurer, M-Member Chairperson, VP-First Vice President, MC-Communications Chairperson, SC-Service Chairperson

*** - Abbreviation: N/R - Never reported using the Lions Clubs website, N/A - Not applicable, No password registered for the Lions Clubs website.

**** - Abbreviation: N - New, IP - Immediate Past, R - Repeat.



Club Health Assessment for District LD 5 through June 2025

			Status	Membership							Reports					Finance		LCIF
Club Number	Club Name	Charter Date		Current Member Count	YTD Members Added	YTD Members Dropped	YTD Net Growth	YTD Net Growth%	Member Count 12 Months Ago	Avg. length of service for dropped members	Months Since Last MMR ***	Yrs. Since Last Officer Report	President Rotation	Vice President Reported ****	Months Since Last Activity Report ***	Account Balance	Donations for current Fiscal Year	
			Number of times on status quo within last two years	If below 15 members appears				If net loss is greater than 20% appears			If no report in 3 months appears in	When more than one year appears in	Number of repeat terms	Notes the officers that do not have an active	If no report at 12 months appears in red			
Clubs less than two years old																		
158003	Ibirama Centro	04/22/2024	Active	19	0	2	-2	-9.52%	21	1	0			P,S,T,M,VP SC	1			
182937	Porto Belo Causa Autismo	06/19/2025	Newly Chartered	25	25	0	25	100.00%	0		0			P,S,T,M,VP SC	N/A			
183118	Santa Terezinha Causa Médio Ambiente	06/26/2025	Newly Chartered	20	20	0	20	100.00%	0		0			P,S,T,M,VP SC	N/R			
Clubs more than two years old																		
37825	ARAQUARI	12/20/1979	Active	48	6	1	5	11.63%	43	15	8		None	P,S,T,M,VP SC	0			
Exc Award (06/30/2016, 06/30/2017, 06/30/2020)																		
16879	BALNEARIO CAMBORIU CENTRO	10/01/1971	Active	81	10	6	4	5.19%	77	14	0			P,S,T,M,VP SC	0		\$2,000.15	
Exc Award (06/30/2017, 06/30/2018, 06/30/2020)																		
57103	BALNEARIO CAMBORIU CL GOV CE G	06/23/1995	Active	18	4	4	0	0.00%	18	8	0		2	P,S,T,M,VP SC	0			
Exc Award (06/30/2017, 06/30/2024)																		
141609	Balneario Camboriu Helen Keller	06/18/2020	Active	43	13	13	0	0.00%	43	3	0			P,S,T,M,VP SC	0			
Exc Award (06/30/2023)																		
37163	BALNEARIO CAMBORIU LEAO DO MAR	05/31/1979	Active	8	0	8	-8	-50.00%	16	2	0		2	P,S,T,M,VP SC	1			
49732	BALNEARIO CAMBURIU BARRA SUL	06/30/1989	Active	32	0	0	0	0.00%	32		12			P,S,T,M,VP SC	0		\$1,000.00	
Exc Award (06/30/2017, 06/30/2019, 06/30/2020)																		
115356	BARRA VELHA SÃO JOÃO DO ITAPERIÚ	10/26/2011	Active	18	1	0	1	5.88%	17		1			P,S,T,M,VP SC	4			
16881	BLUMENAU CIDADE JARDIM	01/11/1971	Active	17	8	7	1	6.25%	16	10	0			P,S,T,M,VP SC	0			
37123	BLUMENAU DOUTOR BLUMENAU	05/21/1979	Active	31	5	9	-4	-11.43%	35	5	0			P,S,T,M,VP SC	0			
Exc Award (06/30/2016, 06/30/2017, 06/30/2020)																		
34648	BLUMENAU GARCIA	11/17/1977	Active	16	0	0	0	0.00%	16		1		3	P,S,T,M,VP SC	1			
Exc Award (06/30/2016, 06/30/2017)																		
122179	Blumenau Integração	05/12/2014	Active	42	2	14	-12	-22.22%	54	2	0		None	P,S,T,M,VP SC	1		\$1,001.74	
Exc Award (06/30/2016, 06/30/2017, 06/30/2020)																		
16882	BLUMENAU SUL	12/14/1962	Active	8	0	0	0	0.00%	8		1		2	P,S,T,M,VP SC	1			



Club Health Assessment for District LD 5 through June 2025

			Status	Membership							Reports					Finance	LCIF	
Club Number	Club Name	Charter Date		Current Member Count	YTD Members Added	YTD Members Dropped	YTD Net Growth	YTD Net Growth%	Member Count 12 Months Ago	Avg. length of service for dropped members	Months Since Last MMR ***	Yrs. Since Last Officer Report	President Rotation	Vice President Reported ****	Months Since Last Activity Report ***	Account Balance	Donations for current Fiscal Year	
			Number of times on status quo within last two years	If below 15 members appears					If net loss is greater than 20% appears			If no report in 3 months appears in	When more than one year appears in	Number of repeat terms	Notes the officers that do not have an active	If no report at 12 months appears in red		
Exc Award (06/30/2019)																		
148580	Bombinhas - Autismo	10/11/2021	Active	23	6	4	2	9.52%	21	1	0			P,S,T,M,VP SC	0			
Exc Award (06/30/2023)																		
16884	BRUSQUE BERCO DA FIACAO	11/27/1972	Active	18	3	8	-5	-21.74%	23	11	0			P,S,T,M,VP SC	0		\$70.00	
Exc Award (06/30/2018)																		
16883	BRUSQUE CENTRO	01/18/1954	Active	19	2	3	-1	-5.00%	20	22	0			P,S,T,M,VP SC	0			
Exc Award (06/30/2019)																		
119735	Camboriu	06/21/2013	Active	18	5	1	4	28.57%	14	3	0			P,S,T,M,VP SC	0		\$1,100.82	
149346	Canoinhas Amor a Vida	01/06/2022	Active(3)	14	12	6	6	75.00%	8	3	0		None	P,S,T,M,VP SC	N/R			
45327	CANOINHAS OURO VERDE	08/29/1985	Active	30	2	9	-7	-18.92%	37	11	0		4	P,S,T,M,VP SC	1			
Exc Award (06/30/2016, 06/30/2018, 06/30/20)																		
48103	CIDADE DE JOINVILLE	02/04/1988	Active	21	0	4	-4	-16.00%	25	5	0			P,S,T,M,VP SC	0		\$16.04	
Exc Award (06/30/2016, 06/30/2019)																		
16887	CORUPA	10/21/1967	Active	45	2	3	-1	-2.17%	46	20	0			P,S,T,M,VP SC	0		\$1,000.00	
Exc Award (06/30/2016, 06/30/2017, 06/30/20)																		
16893	GASPAR	11/06/1961	Active	19	6	3	3	18.75%	16	22	0		2	P,S,T,M,VP SC	0		\$18.84	
Exc Award (06/30/2016, 06/30/2017)																		
154715	Indaial Vitória Régia	06/14/2023	Active	22	9	1	8	57.14%	14	2	0			P,S,T,M,VP SC	1			
36385	ITAIOPOLIS	12/26/1978	Active	33	5	13	-8	-19.51%	41	2	0			P,S,T,M,VP SC	0			
16896	ITAJAI	05/15/1953	Active	22	3	8	-5	-18.52%	27	7	0			P,S,T,M,VP SC	0		\$1,023.24	
Exc Award (06/30/2019)																		
149746	Itajaí Aliança	02/07/2022	Active	20	7	5	2	11.11%	18	1	1			P,S,T,M,VP SC	6			
32092	ITAJAI PRAIA	04/07/1976	Active	36	6	4	2	5.88%	34	14	0			P,S,T,M,VP SC	0			
Exc Award (06/30/2016)																		
16895	ITAJAI SUL	02/01/1969	Active	21	8	2	6	40.00%	15	1	2		2	P,S,T,M,VP SC	3		\$1,003.21	
16897	ITAJAI VERDE VALE	03/29/1972	Active	25	6	2	4	19.05%	21	16	1		2	P,S,T,M,VP SC	0		\$1,000.00	
Exc Award (06/30/2018, 06/30/2024)																		
56456	ITAPEMA	01/18/1995	Active	29	8	17	-9	-23.68%	38	5	0			P,S,T,M,VP SC	0		\$37.68	



Club Health Assessment for District LD 5 through June 2025

			Status	Membership							Reports					Finance		LCIF	
Club Number	Club Name	Charter Date		Current Member Count	YTD Members Added	YTD Members Dropped	YTD Net Growth	YTD Net Growth%	Member Count 12 Months Ago	Avg. length of service for dropped members	Months Since Last MMR ***	Yrs. Since Last Officer Report	President Rotation	Vice President Reported ****	Months Since Last Activity Report ***	Account Balance	Donations for current Fiscal Year		
			Number of times on status quo within last two years	If below 15 members appears					If net loss is greater than 20% appears					If no report in 3 months appears in	When more than one year appears in	Number of repeat terms	Notes the officers that do not have an active	If no report at 12 months appears in red	
Exc Award (06/30/2017)																			
16899	JARAGUA DO SUL	02/10/1962	Active	13	6	1	5	62.50%	8	2	0				P,S,T,M,VP SC	5	90+ Days		
131224	Joinville Iririu	06/20/2017	Active	20	3	3	0	0.00%	20	5	0				P,S,T,M,VP SC	0			
57450	MAFRA CENTRO	10/24/1995	Active(1)	21	21	1	20	2000.00%	1	2	0		None		P,S,T,M,VP SC	17			
Exc Award (06/30/2018)																			
140870	Mafra Flora Animal	02/24/2020	Active(3)	16	6	0	6	60.00%	10		0		2		P,S,T,M,VP SC	N/A			
38307	MAFRA PEROLA DO PLANALTO	04/01/1980	Active	24	7	5	2	9.09%	22	2	0				P,S,T,M,VP SC	0		\$1,000.95	
Exc Award (06/30/2016, 06/30/2017, 06/30/2018)																			
136264	Monte Castelo Sustentabilidade Social	09/04/2018	Active(3)	25	10	0	10	66.67%	15		0				P,S,T,M,VP SC	1			
59748	NAVEGANTES	06/25/1997	Active	55	1	1	0	0.00%	55	8	3				P,S,T,M,VP SC	1		\$2,212.48	
Exc Award (06/30/2024)																			
16906	PRESIDENTE GETULIO	06/23/1962	Active	20	0	1	-1	-4.76%	21	43	5		5		P,S,T,M,VP SC	0			
Exc Award (06/30/2018, 06/30/2019)																			
16908	RIO DO SUL BELA ALIANCA	11/01/1971	Active	48	13	6	7	17.07%	41	2	0				P,S,T,M,VP SC	0		\$1,000.00	
Exc Award (06/30/2016, 06/30/2017, 06/30/2018)																			
37340	RIO NEGRINHO	06/25/1979	Active	60	10	1	9	17.65%	51	37	0				P,S,T,M,VP SC	0		\$1,984.91	
Exc Award (06/30/2016, 06/30/2023)																			
16910	SAO BENTO DO SUL	05/27/1967	Active	44	7	6	1	2.33%	43	11	0		3		P,S,T,M,VP SC	0			
Exc Award (06/30/2016, 06/30/2019)																			
16911	SAO FRANCISCO DO SUL	04/10/1954	Active	36	1	10	-9	-20.00%	45	20	0		None		P,S,T,M,VP SC	0		\$2,074.01	
Exc Award (06/30/2016, 06/30/2022)																			
16913	TAIO	06/15/1969	Active	28	0	0	0	0.00%	28		16				P,S,T,M,VP SC	1		\$14.61	
Exc Award (06/30/2016, 06/30/2018)																			
16914	TIJUCAS	08/15/1956	Active	41	3	8	-5	-10.87%	46	3	0				P,S,T,M,VP SC	0	90+ Days		
16915	TIMBO	06/18/1966	Active	30	4	0	4	15.38%	26		0				P,S,T,M,VP SC	2		\$1,000.04	
Exc Award (06/30/2017)																			
128007	Tres Barras	06/20/2016	Active	26	7	6	1	4.00%	25	8	0		2		P,S,T,M,VP SC	0		\$1,001.37	
Exc Award (06/30/2017, 06/30/2022)																			



Club Health Assessment for District LD 5 through June 2025

			Status								Membership					Reports				Finance		LCIF
Club Number	Club Name	Charter Date		Current Member Count	YTD Members Added	YTD Members Dropped	YTD Net Growth	YTD Net Growth%	Member Count 12 Months Ago	Avg. length of service for dropped members	Months Since Last MMR ***	Yrs. Since Last Officer Report	President Rotation	Vice President Reported ****	Months Since Last Activity Report ***	Account Balance	Donations for current Fiscal Year					
			Number of times on status quo within last two years	If below 15 members appears				If net loss is greater than 20% appears			If no report in 3 months appears in	When more than one year appears in	Number of repeat terms	Notes the officers that do not have an active	If no report at 12 months appears in red							
125241	UNC Campus Canoinhas Exc Award (06/30/2016)	06/23/2015	P- Active(1)	25	16	5	11	78.57%	14	2	0		2	P,S,T,M,VP SC	0	90+ Days						
Current Total Clubs Count	YTD New Clubs Count	YTD Cancelled Clubs Count	YTD Net Club Gain	Current Total Members Count	YTD Add	YTD Drop	YTD Net Growth	YTD Net Growth %	Member Count 12 Months Ago	Average Member Count Per Club	% of Clubs with less than 20 members	% No MMR in 3 Months	% No Officer Report in 12 Months	% of Clubs with balance 90+ days	Number of Clubs in Status Quo	% Status Quo Clubs in Financial Suspension	Number of Cancelled Clubs	Average Cancelled Club Age	Members Lost Due to Cancellation	% of Clubs Cancelled for Non-Financial Reasons		
49	2	0	2	1,373	299	211	88	6.85%	1,285	28	29%	10%	0%	6%	0	0%	0	0	0	0%		

* - P - Priority Club. Cancellation Reasons: 1-Objectives/conduct, 2-Non-active club, 5-Non-existing club, 6-Disbanding, 7-Merger, 8-Financial Suspension, 9-District/Multiple District Dues.

** - Abbreviation: P-President, S-Secretary, T-Treasurer, M-Member Chairperson, VP-First Vice President, MC-Communications Chairperson, SC-Service Chairperson

*** - Abbreviation: N/R - Never reported using the Lions Clubs website, N/A - Not applicable, No password registered for the Lions Clubs website.

**** - Abbreviation: N - New, IP - Immediate Past, R - Repeat.



Club Health Assessment for District LD 6 through June 2025

			Status	Membership							Reports					Finance		LCIF
Club Number	Club Name	Charter Date		Current Member Count	YTD Members Added	YTD Members Dropped	YTD Net Growth	YTD Net Growth%	Member Count 12 Months Ago	Avg. length of service for dropped members	Months Since Last MMR ***	Yrs. Since Last Officer Report	President Rotation	Vice President Reported ****	Months Since Last Activity Report ***	Account Balance	Donations for current Fiscal Year	
			Number of times on status quo within last two years	If below 15 members appears				If net loss is greater than 20% appears			If no report in 3 months appears in	When more than one year appears in	Number of repeat terms	Notes the officers that do not have an active	If no report at 12 months appears in red			
Clubs less than two years old																		
171879	Itambe	05/30/2024	Active	29	3	1	2	7.41%	31	0	0		2	P,S,T,M,VP SC	0			
Clubs more than two years old																		
37829	ALTO PARANA	12/12/1979	Cancelled(8*)	0	0	12	-12	-100.00%	12	15	6	1	None	P,S,T,M,VP SC	13	90+ Days		
31940	ALTONIA	03/29/1976	Active	26	2	2	0	0.00%	26	1	4			P,S,T,M,VP SC	11			
17457	APUCARANA	07/17/1955	Active(1)	22	0	0	0	0.00%	22		12			P,S,T,M,VP SC	1			
57505	APUCARANA VITORIA REGIA	11/30/1995	Active	21	2	1	1	5.00%	20	6	0			P,S,T,M,VP SC	0			
Exc Award (06/30/2017)																		
17458	ARAPONGAS	10/24/1957	Active	59	23	8	15	34.09%	44	10	2			P,S,T,M,VP SC	1		\$960.00	
Exc Award (06/30/2023)																		
31150	ASTORGA	08/29/1975	Active	8	0	0	0	0.00%	8		14		2	P,S,T,M,VP SC	18			
17459	BANDEIRANTES	06/29/1961	Active	23	3	4	-1	-4.17%	24	8	0		2	P,S,T,M,VP SC	9			
34582	BANDEIRANTES IARA	10/25/1977	Cancelled(8*)	0	0	16	-16	-100.00%	16	23	6		None	P,S,T,M,VP SC	20	90+ Days		
17460	CAMBARA	04/03/1954	Active	53	5	7	-2	-3.64%	55	6	1			P,S,T,M,VP SC	4		\$1,047.09	
Exc Award (06/30/2023)																		
17462	CAMBE	05/01/1961	Active(1)	9	0	2	-2	-18.18%	11	4	0		None	P,S,T,M,VP SC	1			
43629	CAMBE ALIANCA	03/12/1984	Active	17	2	0	2	13.33%	15		3			P,S,T,M,VP SC	1		\$1,000.00	
17461	CAMPO MOURAO	11/24/1967	Active	61	10	4	6	10.91%	55	8	0			P,S,T,M,VP SC	0			
17464	CIANORTE	05/01/1963	Active(1)	27	6	10	-4	-12.90%	31	5	0		2	P,S,T,M,VP SC	0			
125952	Cianorte Sem Fronteira	10/14/2015	Cancelled(6*)	0	0	3	-3	-100.00%	3	7	6	1	None	P,S,T,M,VP SC	21			
17466	CIDADE GAUCHA	09/03/1966	Active	45	4	0	4	9.76%	41		1			P,S,T,M,VP SC	1			
17467	COLORADO	06/06/1970	Active(2)	1	0	0	0	0.00%	1		14		4	P,S,T,M,VP SC	24+			
17463	CORNELIO PROCOPIO	11/07/1954	Active	33	1	13	-12	-26.67%	45	6	0			P,S,T,M,VP SC	0			
Exc Award (06/30/2023)																		
17465	CRUZEIRO DO OESTE	11/09/1955	Active	57	9	7	2	3.64%	55	6	0			P,S,T,M,VP SC	1			
29537	IPORA	06/28/1974	Active	50	5	1	4	8.70%	46	1	0			P,S,T,M,VP SC	1			



Club Health Assessment for District LD 6 through June 2025

			Status	Membership							Reports					Finance		LCIF
Club Number	Club Name	Charter Date		Current Member Count	YTD Members Added	YTD Members Dropped	YTD Net Growth	YTD Net Growth%	Member Count 12 Months Ago	Avg. length of service for dropped members	Months Since Last MMR ***	Yrs. Since Last Officer Report	President Rotation	Vice President Reported ****	Months Since Last Activity Report ***	Account Balance	Donations for current Fiscal Year	
			Number of times on status quo within last two years	If below 15 members appears				If net loss is greater than 20% appears			If no report in 3 months appears in	When more than one year appears in	Number of repeat terms	Notes the officers that do not have an active	If no report at 12 months appears in red			
Exc Award (06/30/2023)																		
38462	IVAIPORA	05/01/1980	Active	5	0	0	0	0.00%	5		14		15	P,S,T,M,VP SC	3	90+ Days		
117275	JACAREZINHO SOLIDARIO	06/21/2012	Cancelled(8*)	0	0	3	-3	-100.00%	3	11	6		None	P,S,T,M,VP SC	N/R			
63235	JANDAIA DO SUL	05/30/2000	Active	20	0	10	-10	-33.33%	30	15	6		2	P,S,T,M,VP SC	20			
17476	LONDRINA CENTRO	10/30/1954	Active	18	0	1	-1	-5.26%	19	9	0		6	P,S,T,M,VP SC	0			
17477	LONDRINA IGAPO	05/26/1969	Active(1)	17	0	12	-12	-41.38%	29	4	1			P,S,T,M,VP SC	1			
31348	LONDRINA INDEPENDENCIA	11/18/1975	Active(1)	15	0	8	-8	-34.78%	23	13	0		2	P,S,T,M,VP SC	0			
Exc Award (06/30/2017)																		
17480	MANDAGUARI	03/16/1970	Active	50	10	5	5	11.11%	45	4	0			P,S,T,M,VP SC	9		\$1,000.00	
121145	Marialva Instituto Vicentinos	01/15/2014	Active(2)	18	6	1	5	38.46%	13	4	0		None	P,S,T,M,VP SC	2			
17481	MARINGA	04/16/1955	Active	23	2	5	-3	-11.54%	26	10	1			P,S,T,M,VP SC	0		\$2,020.00	
Exc Award (06/30/2023)																		
34104	MARINGA CATEDRAL	06/21/1977	Active	13	5	4	1	8.33%	12	22	0		4	P,S,T,M,VP SC	8			
32224	MARINGA CIDADE CANCAO	05/12/1976	Active	43	6	22	-16	-27.12%	59	5	0			P,S,T,M,VP SC	0		\$1,000.00	
57506	MARINGA CRISTAL	11/27/1995	Active	19	2	2	0	0.00%	19	11	4			P,S,T,M,VP SC	7	90+ Days		
78131	MARINGA HELEN KELLER	01/26/2004	Active	20	0	5	-5	-20.00%	25	10	2		16	P,S,T,M,VP SC	4			
63218	MARINGA PIONEIROS	05/24/2000	Active	17	0	5	-5	-22.73%	22	9	0			P,S,T,M,VP SC	0			
17482	NOVA ESPERANCA	11/07/1970	Cancelled(8*)	0	0	15	-15	-100.00%	15	9	19	4	None	P,S,T,M,VP SC	24+	90+ Days		
17484	PARANAVAI	09/14/1963	Active	13	1	1	0	0.00%	13	0	7			P,S,T,M,VP SC	0			
41514	PEABIRU	06/23/1982	Active	46	0	0	0	0.00%	46		1			P,S,T,M,VP SC	0			
29538	PEROLA	06/28/1974	Active	56	2	17	-15	-21.13%	71	3	0			P,S,T,M,VP SC	1			
Exc Award (06/30/2023)																		
108603	RIBEIRÃO DO PINHAL	06/15/2010	Active(1)	10	0	2	-2	-16.67%	12	5	3		None	P,S,T,M,VP SC	18			
Exc Award (06/30/2018)																		
17488	ROLANDIA	09/10/1956	Active	49	2	5	-3	-5.77%	54	3	0			P,S,T,M,VP SC	0		\$980.95	
Exc Award (06/30/2017, 06/30/2018)																		
38463	SANTA FE	05/29/1980	Active	30	6	3	3	11.11%	27	17	2			P,S,T,M,VP SC	0			



Club Health Assessment for District LD 6 through June 2025

Club NumberClub NameCharter Date			Status	Membership							Reports					Finance		LCIF		
				Current Member Count	YTD Members Added	YTD Members Dropped	YTD Net Growth	YTD Net Growth%	Member Count 12 Months Ago	Avg. length of service for dropped members	Months Since Last MMR ***	Yrs. Since Last Officer Report	President Rotation	Vice President Reported ****	Months Since Last Activity Report ***	Account Balance	Donations for current Fiscal Year			
			Number of times on status quo within last two years	If below 15 members appears					If net loss is greater than 20% appears			If no report in 3 months appears in	When more than one year appears in	Number of repeat terms	Notes the officers that do not have an active	If no report at 12 months appears in red				
17490	SANTA MARIANA	12/09/1961	Active	25	2	0	2	8.70%	23		8		None	P,S,T,M,VP SC	8					
17492	SANTO ANTONIO DA PLATINA	06/15/1954	Active	18	1	3	-2	-10.00%	20	4	2			P,S,T,M,VP SC	2					
40365	SERTANOPOLIS	09/03/1981	Active	23	3	1	2	9.52%	21	9	0			P,S,T,M,VP SC	0					
17495	TERRA BOA	03/27/1965	Active	26	2	0	2	8.33%	24		0			P,S,T,M,VP SC	0					
17498	UMUARAMA	04/21/1964	Active	39	2	0	2	5.41%	37		2			P,S,T,M,VP SC	1					
Current Total Clubs Count	YTD New Clubs Count	YTD Cancelled Clubs Count	YTD Net Club Gain	Current Total Members Count	YTD Add	YTD Drop	YTD Net Growth	YTD Net Growth %	Member Count 12 Months Ago	Average Member Count Per Club	% of Clubs with less than 20 members	% No MMR in 3 Months	% No Officer Report in 12 Months	% of Clubs with balance 90+ days	Number of Clubs in Status Quo	% Status Quo Clubs in Financial Suspension	Number of Cancelled Clubs	Average Cancelled Club Age	Members Lost Due to Cancellation	% of Clubs Cancelled for Non-Financial Reasons
41	0	5	-5	1,154	127	221	-94	-7.53%	1,254	28	37%	27%	0%	2%	0	0%	5	34	49	20%

* - P - Priority Club. Cancellation Reasons: 1-Objectives/conduct, 2-Non-active club, 5-Non-existing club, 6-Disbanding, 7-Merger, 8-Financial Suspension, 9-District/Multiple District Dues.

** - Abbreviation: P-President, S-Secretary, T-Treasurer, M-Member Chairperson, VP-First Vice President, MC-Communications Chairperson, SC-Service Chairperson

*** - Abbreviation: N/R - Never reported using the Lions Clubs website, N/A - Not applicable, No password registered for the Lions Clubs website.

**** - Abbreviation: N - New, IP - Immediate Past, R - Repeat.



Club Health Assessment for District LD 7 through June 2025

			Status	Membership							Reports					Finance		LCIF
Club Number	Club Name	Charter Date		Current Member Count	YTD Members Added	YTD Members Dropped	YTD Net Growth	YTD Net Growth%	Member Count 12 Months Ago	Avg. length of service for dropped members	Months Since Last MMR ***	Yrs. Since Last Officer Report	President Rotation	Vice President Reported ****	Months Since Last Activity Report ***	Account Balance	Donations for current Fiscal Year	
			Number of times on status quo within last two years	If below 15 members appears				If net loss is greater than 20% appears			If no report in 3 months appears in	When more than one year appears in	Number of repeat terms	Notes the officers that do not have an active	If no report at 12 months appears in red			
Clubs less than two years old																		
171726	Aratiba	05/29/2024	Active	27	10	3	7	35.00%	20	1	0		2	P,S,T,M,VP SC	1	90+ Days		
182115	Ibiacá	05/20/2025	Newly Chartered	23	23	0	23	100.00%	0		1			P,S,T,M,VP SC	N/R			
181866	Pinhal da Serra	04/22/2025	Newly Chartered	21	21	0	21	100.00%	0		2			P,S,T,M,VP SC	N/R			
182635	Pontão	06/06/2025	Newly Chartered	28	28	0	28	100.00%	0		0			P,S,T,M,VP SC	N/R			
158113	São José do Ouro - Cidade do Ouro	05/16/2024	Active	25	2	7	-5	-16.67%	30	1	0		2	P,S,T,M,VP SC	1		\$1,020.74	
172016	Sertão Renascer	06/24/2024	Active	27	7	0	7	35.00%	20		1		2	P,S,T,M,VP SC	7			
181842	Três Arroios	04/16/2025	Newly Chartered	24	24	0	24	100.00%	0		0			P,S,T,M,VP SC	N/A			
Clubs more than two years old																		
34290	ANTONIO PRADO	06/29/1977	Active	48	4	1	3	6.67%	45	2	1			P,S,T,M,VP SC	0		\$287.04	
33706	ARVOREZINHA	04/26/1977	Active(1)	27	5	2	3	12.50%	24	5	0		3	P,S,T,M,VP SC	0		\$20.00	
35756	BARRACAO	06/14/1978	Active	61	10	3	7	12.96%	54	7	0			P,S,T,M,VP SC	2			
60117	BENTO GONCALVES CIDADE DO VINHO Exc Award (06/30/2023)	12/03/1997	Active	17	0	2	-2	-10.53%	19	1	1			P,S,T,M,VP SC	1		\$2,455.49	
60216	BENTO GONCALVES FEMINA INTEGRACAO Exc Award (06/30/2023)	12/30/1997	Active	24	2	2	0	0.00%	24	1	0		2	P,S,T,M,VP SC	0		\$100.00	
17501	BENTO GONCALVES INDUSTRIAL	03/16/1970	Active	19	7	0	7	58.33%	12		0			P,S,T,M,VP SC	8		\$82.55	
61338	BOM JESUS	12/09/1998	Active	19	6	0	6	46.15%	13		1		2	P,S,T,M,VP SC	2			
43154	CACIQUE DOBLE	11/14/1983	Active	40	3	0	3	8.11%	37		4		2	P,S,T,M,VP SC	0		\$18.92	
17507	CARAZINHO CENTRO Exc Award (06/30/2016, 06/30/2017)	10/29/1959	Active	23	3	4	-1	-4.17%	24	7	1			P,S,T,M,VP SC	0		\$1,057.91	
17503	CARAZINHO GLORIA Exc Award (06/30/2017, 06/30/2023)	06/26/1966	Active	53	5	0	5	10.42%	48		7			P,S,T,M,VP SC	0		\$4,000.15	



Club Health Assessment for District LD 7 through June 2025

Club Number	Club Name	Charter Date	Status	Membership							Reports					Finance	LCIF
				Current Member Count	YTD Members Added	YTD Members Dropped	YTD Net Growth	YTD Net Growth%	Member Count 12 Months Ago	Avg. length of service for dropped members	Months Since Last MMR ***	Yrs. Since Last Officer Report	President Rotation	Vice President Reported ****	Months Since Last Activity Report ***	Account Balance	Donations for current Fiscal Year
			Number of times on status quo within last two years	If below 15 members appears				If net loss is greater than 20% appears			If no report in 3 months appears	When more than one year appears in	Number of repeat terms	Notes the officers that do not have an active	If no report at 12 months red		
50705	CARAZINHO INDUSTRIAL	06/25/1990	Active	37	5	4	1	2.78%	36	3	1		2	P,S,T,M,VP SC	0		\$1,022.98
	Exc Award (06/30/2017)																
17505	CARLOS BARBOSA	06/26/1965	Active	34	4	2	2	6.25%	32	3	0			P,S,T,M,VP SC	0		\$1,057.89
	Exc Award (06/30/2023)																
34106	CASCA	06/21/1977	Active	52	9	1	8	18.18%	44	7	0			P,S,T,M,VP SC	8		\$483.56
	Exc Award (06/30/2023)																
17509	CAXIAS DO SUL 1875	12/06/1960	Active	25	5	4	1	4.17%	24	29	1			P,S,T,M,VP SC	0		\$1,100.03
	Exc Award (06/30/2023)																
108517	CAXIAS DO SUL EDUCAÇÃO E CULTURA	05/28/2010	Active	20	3	1	2	11.11%	18	12	0			P,S,T,M,VP SC	2		\$1,007.13
77305	CAXIAS DO SUL FORQUETA	06/25/2003	Active	21	1	0	1	5.00%	20		1			P,S,T,M,VP SC	0		\$1,192.83
	Exc Award (06/30/2017, 06/30/2018)																
17504	CAXIAS DO SUL SAO PELEGRINO	03/31/1968	Active	20	5	3	2	11.11%	18	41	0		2	P,S,T,M,VP SC	7		\$1,060.78
17510	CONSTANTINA	06/29/1968	Active	68	31	3	28	70.00%	40	10	0			P,S,T,M,VP SC	1		\$1,487.55
	Exc Award (06/30/2023)																
17511	COTIPORA	09/01/1971	Active	27	4	0	4	17.39%	23		2			P,S,T,M,VP SC	0		\$126.07
	Exc Award (06/30/2016, 06/30/2018, 06/30/2020)																
131316	Coxilha Centenario	06/20/2017	Active	28	9	0	9	47.37%	19		0			P,S,T,M,VP SC	1		\$117.81
17515	ERECHIM CINQUENTENARI	04/04/1968	Active	57	9	0	9	18.75%	48		0			P,S,T,M,VP SC	0		\$2,279.02
	Exc Award (06/30/2023)																
41350	ERVAL GRANDE	05/25/1982	Active	31	1	0	1	3.33%	30		1			P,S,T,M,VP SC	9		
47425	ESMERALDA	06/09/1987	Active	25	7	0	7	38.89%	18		0			P,S,T,M,VP SC	2		
17512	ESPUMOSO	04/05/1964	Active	52	5	3	2	4.00%	50	1	0			P,S,T,M,VP SC	0		\$1,096.02
139640	Fagundes Varela	10/24/2019	Active	33	12	3	9	37.50%	24	0	6		None	P,S,T,M,VP SC	0		\$1,000.00
17514	FARROUPILHA	08/05/1960	Active	42	8	7	1	2.44%	41	6	0			P,S,T,M,VP SC	0		\$428.69
42804	FARROUPILHA IMIGRANTE	06/29/1983	Active	23	4	4	0	0.00%	23	19	0			P,S,T,M,VP SC	0		\$1,000.10
17516	FLORES DA CUNHA	05/06/1960	Active	85	13	1	12	16.44%	73	12	1			P,S,T,M,VP SC	0		\$8,030.81
	Exc Award (06/30/2023)																



Club Health Assessment for District LD 7 through June 2025

			Status	Membership							Reports					Finance	LCIF
Club Number	Club Name	Charter Date		Current Member Count	YTD Members Added	YTD Members Dropped	YTD Net Growth	YTD Net Growth%	Member Count 12 Months Ago	Avg. length of service for dropped members	Months Since Last MMR ***	Yrs. Since Last Officer Report	President Rotation	Vice President Reported ****	Months Since Last Activity Report ***	Account Balance	Donations for current Fiscal Year
			Number of times on status quo within last two years	If below 15 members appears				If net loss is greater than 20% appears			If no report in 3 months appears in	When more than one year appears in	Number of repeat terms	Notes the officers that do not have an active	If no report at 12 months appears in red		
37832	FONTOURA XAVIER	12/26/1979	Active	19	0	0	0	0.00%	19		15		3	P,S,T,M,VP SC	22		
17517	GARIBALDI	08/29/1959	Active	35	6	2	4	12.90%	31	8	1			P,S,T,M,VP SC	0		\$1,217.12
35757	GAURAMA	06/26/1978	Active	28	4	6	-2	-6.67%	30	19	1			P,S,T,M,VP SC	0		\$5.16
Exc Award (06/30/2016, 06/30/2017, 06/30/20																	
43495	GETULIO VARGAS CENTRO	02/10/1984	Active	27	6	0	6	28.57%	21		0		2	P,S,T,M,VP SC	5		\$2,939.38
Exc Award (06/30/2023)																	
17520	GUAPORE	05/11/1960	Active	50	15	5	10	25.00%	40	4	0			P,S,T,M,VP SC	1		\$334.89
29857	IBIRAIARAS	10/08/1974	Active	46	7	3	4	9.52%	42	22	0			P,S,T,M,VP SC	0		\$154.46
63220	ILOPOLIS	05/24/2000	Active	29	3	0	3	11.54%	26		2			P,S,T,M,VP SC	9		\$1,039.27
Exc Award (06/30/2024)																	
105605	JAQUIRANA	06/15/2009	Active	26	5	0	5	23.81%	21		2		2	P,S,T,M,VP SC	0		\$53.65
17521	LAGOA VERMELHA	06/27/1966	Active	37	1	1	0	0.00%	37	6	1		2	P,S,T,M,VP SC	0		\$122.22
Exc Award (06/30/2023)																	
119546	Lagoa Vermelha Azaleias	06/05/2013	Active	18	4	2	2	12.50%	16	4	0			P,S,T,M,VP SC	11		\$69.26
146063	LAGOA VERMELHA MELVIN JONES	05/20/2021	Active	29	3	3	0	0.00%	29	2	2			P,S,T,M,VP SC	1		\$19.12
59571	MACHADINHO	05/20/1997	Active	26	3	1	2	8.33%	24	0	1			P,S,T,M,VP SC	8		
17522	MARAU	10/14/1960	Active	66	9	5	4	6.45%	62	19	0			P,S,T,M,VP SC	1		\$1,095.82
17523	NAO ME TOQUE	09/03/1960	Active	30	3	3	0	0.00%	30	8	0			P,S,T,M,VP SC	2		\$1,148.87
45128	NONOAI	06/25/1985	Active	61	15	13	2	3.39%	59	3	0			P,S,T,M,VP SC	1		\$2,191.84
Exc Award (06/30/2016, 06/30/2017, 06/30/20																	
32807	NOVA BASSANO	10/12/1976	Active	30	5	2	3	11.11%	27	34	1			P,S,T,M,VP SC	1		\$1,448.23
Exc Award (06/30/2016)																	
17525	NOVA PRATA	04/26/1959	Active	27	8	9	-1	-3.57%	28	2	0			P,S,T,M,VP SC	1		\$251.68
37432	PAIM FILHO	07/02/1979	Active	19	0	6	-6	-24.00%	25	5	11		2	P,S,T,M,VP SC	10		
56909	PARAI	05/16/1995	Active	29	4	0	4	16.00%	25		1			P,S,T,M,VP SC	1		\$27.81
59751	PASSO FUNDO 2000	06/23/1997	Active	21	1	2	-1	-4.55%	22	9	8			P,S,T,M,VP SC	11		\$39.87




Club Health Assessment for District LD 7 through June 2025

			Status	Membership							Reports					Finance		LCIF
Club Number	Club Name	Charter Date		Current Member Count	YTD Members Added	YTD Members Dropped	YTD Net Growth	YTD Net Growth%	Member Count 12 Months Ago	Avg. length of service for dropped members	Months Since Last MMR ***	Yrs. Since Last Officer Report	President Rotation	Vice President Reported ****	Months Since Last Activity Report ***	Account Balance	Donations for current Fiscal Year	
			Number of times on status quo within last two years	If below 15 members appears				If net loss is greater than 20% appears			If no report in 3 months appears in	When more than one year appears in	Number of repeat terms	Notes the officers that do not have an active	If no report at 12 months appears in red			
59817	PASSO FUNDO ALVORADA	06/30/1997	Active	27	2	1	1	3.85%	26	11	0			P,S,T,M,VP SC	0		\$925.25	
Exc Award (06/30/2023)																		
54560	PASSO FUNDO AMIZADE	06/07/1993	Active	27	2	2	0	0.00%	27	34	2		2	P,S,T,M,VP SC	0		\$463.76	
Exc Award (06/30/2018, 06/30/2023)																		
17526	PASSO FUNDO CENTRO	12/20/1958	Active	51	7	0	7	15.91%	44		2			P,S,T,M,VP SC	0		\$1,116.15	
47390	PASSO FUNDO INDEPENDENCIA	05/28/1987	Active	16	2	2	0	0.00%	16	15	2			P,S,T,M,VP SC	0		\$36.81	
Exc Award (06/30/2017)																		
50030	PASSO FUNDO INTEGRACAO	12/20/1989	Active	42	6	1	5	13.51%	37	0	0		2	P,S,T,M,VP SC	0		\$398.39	
Exc Award (06/30/2017, 06/30/2024)																		
124785	Ronda Alta 2015	05/08/2015	Active	8	5	10	-5	-38.46%	13	4	0		3	P,S,T,M,VP SC	24+			
17528	SANANDUVA	01/31/1961	Active	54	9	3	6	12.50%	48	6	1			P,S,T,M,VP SC	0		\$134.58	
51785	SAO JOAO DA URTIGA	06/20/1991	Active	42	6	3	3	7.69%	39	12	2			P,S,T,M,VP SC	7		\$1,019.26	
29858	SAO JOSE DO OURO	10/08/1974	Active	29	9	2	7	31.82%	22	13	0			P,S,T,M,VP SC	0		\$2,137.93	
62069	SAO MARCOS	06/10/1999	Active	49	14	0	14	40.00%	35		0			P,S,T,M,VP SC	0		\$1,079.37	
Exc Award (06/30/2016, 06/30/2017, 06/30/2024)																		
17530	SARANDI	10/11/1967	Active	21	2	4	-2	-8.70%	23	17	0			P,S,T,M,VP SC	10		\$1,070.00	
34097	SELBACH	06/21/1977	Active	19	6	1	5	35.71%	14	2	1			P,S,T,M,VP SC	2		\$306.52	
17531	SERAFINA CORREA	11/09/1969	Active	66	14	12	2	3.13%	64	18	0			P,S,T,M,VP SC	0		\$2,668.98	
Exc Award (06/30/2016, 06/30/2017, 06/30/2024)																		
59753	SEVERIANO DE ALMEIDA	06/23/1997	Active	34	4	1	3	9.68%	31	23	0			P,S,T,M,VP SC	0		\$1,000.12	
17532	SOLEDADE	06/05/1960	Active	87	3	10	-7	-7.45%	94	3	0			P,S,T,M,VP SC	1		\$393.47	
Exc Award (06/30/2016, 06/30/2024)																		
17533	TAPEJARA	03/07/1964	Active	32	3	9	-6	-15.79%	38	12	0		2	P,S,T,M,VP SC	0		\$1,335.95	
Exc Award (06/30/2023)																		
83048	TAPEJARA MULHER	06/30/2004	Active(1)	14	3	0	3	27.27%	11		1		3	P,S,T,M,VP SC	24+		\$42.29	
17534	TAPERA	06/27/1963	Active	29	1	0	1	3.57%	28		0			P,S,T,M,VP SC	0		\$50.00	
125259	Três Palmeiras	06/29/2015	Active	27	18	1	17	170.00%	10	7	1			P,S,T,M,VP SC	10			



Club Health Assessment for District LD 7 through June 2025

			Status	Membership							Reports				Finance	LCIF	
Club Number	Club Name	Charter Date		Current Member Count	YTD Members Added	YTD Members Dropped	YTD Net Growth	YTD Net Growth%	Member Count 12 Months Ago	Avg. length of service for dropped members	Months Since Last MMR ***	Yrs. Since Last Officer Report	President Rotation	Vice President Reported ****	Months Since Last Activity Report ***	Account Balance	Donations for current Fiscal Year
			Number of times on status quo within last two years	If below 15 members appears				If net loss is greater than 20% appears			If no report in 3 months appears in	When more than one year appears in	Number of repeat terms	Notes the officers that do not have an active	If no report at 12 months appears in red		
Exc Award (06/30/2016, 06/30/2017)																	
17535	VACARIA	10/10/1957	Active	64	7	1	6	10.34%	58	0	1			P,S,T,M,VP SC	0		\$868.52
Exc Award (06/30/2017, 06/30/2024)																	
117891	VACARIA LEONAS	09/25/2012	Active	28	4	1	3	12.00%	25	1	1			P,S,T,M,VP SC	0		\$2,038.49
Exc Award (06/30/2018)																	
17536	VERANOPOLIS	11/23/1958	Active	41	6	1	5	13.89%	36	0	0			P,S,T,M,VP SC	1		
Exc Award (06/30/2018)																	
31704	VIADUTOS	02/06/1976	Active	25	7	0	7	38.89%	18		1		2	P,S,T,M,VP SC	2		\$105.92
59795	VICTOR GRAEFF	06/26/1997	Active	21	4	2	2	10.53%	19	8	0			P,S,T,M,VP SC	1		

Clubs Cancelled Previous Fiscal Year – Clubs Cancelled within last 12 months may be reinstated

Club Number		Club Name		Charter Date			Current Status*		Cancellation Date											
48777		ERECHIM IMIGRANTES		06/29/1988			Cancelled(6*)		05/29/2024											
Current Total Clubs Count	YTD New Clubs Count	YTD Cancelled Clubs Count	YTD Net Club Gain	Current Total Members Count	YTD Add	YTD Drop	YTD Net Growth	YTD Net Growth %	Member Count 12 Months Ago	Average Member Count Per Club	% of Clubs with less than 20 members	% No MMR in 3 Months	% No Officer Report in 12 Months	% of Clubs with balance 90+ days	Number of Clubs in Status Quo	% Status Quo Clubs in Financial Suspension	Number of Cancelled Clubs	Average Cancelled Club Age	Members Lost Due to Cancellation	% of Clubs Cancelled for Non-Financial Reasons
79	4	0	4	2,692	541	190	351	14.99%	2,341	34	13%	8%	0%	1%	0	0%	0	0	0	0%

* - P - Priority Club. Cancellation Reasons: 1-Objectives/conduct, 2-Non-active club, 5-Non-existing club, 6-Disbanding, 7-Merger, 8-Financial Suspension, 9-District/Multiple District Dues.

** - Abbreviation: P-President, S-Secretary, T-Treasurer, M-Member Chairperson, VP-First Vice President, MC-Communications Chairperson, SC-Service Chairperson

*** - Abbreviation: N/R - Never reported using the Lions Clubs website, N/A - Not applicable, No password registered for the Lions Clubs website.

**** - Abbreviation: N - New, IP - Immediate Past, R - Repeat.



Club Health Assessment for District LD 8 through June 2025

			Status	Membership							Reports					Finance		LCIF
Club Number	Club Name	Charter Date		Current Member Count	YTD Members Added	YTD Members Dropped	YTD Net Growth	YTD Net Growth%	Member Count 12 Months Ago	Avg. length of service for dropped members	Months Since Last MMR ***	Yrs. Since Last Officer Report	President Rotation	Vice President Reported ****	Months Since Last Activity Report ***	Account Balance	Donations for current Fiscal Year	
			Number of times on status quo within last two years	If below 15 members appears				If net loss is greater than 20% appears			If no report in 3 months appears in	When more than one year appears in	Number of repeat terms	Notes the officers that do not have an active	If no report at 12 months appears in red			
Clubs less than two years old																		
171813	Bom Jesus	06/13/2024	Active	26	2	1	1	4.00%	25	1	0		2	P,S,T,M,VP SC	0			
182010	Caibi	05/06/2025	Newly Chartered	20	20	0	20	100.00%	0		1			P,S,T,M,VP SC	1			
171853	Calmon	06/13/2024	Active	31	5	11	-6	-16.22%	37	0	0		2	P,S,T,M,VP SC	0			
177704	Chapecó Desbravador	08/20/2024	Active	27	27	0	27	100.00%	0		0			P,S,T,M,VP SC	0		\$283.21	
182424	Passos Maia	06/02/2025	Newly Chartered	30	30	0	30	100.00%	0		0			P,S,T,M,VP SC	0			
181956	Riqueza	05/02/2025	Newly Chartered	27	27	0	27	100.00%	0		0			P,S,T,M,VP SC	0			
181719	Saltinho	05/06/2025	Newly Chartered	41	41	0	41	100.00%	0		1			P,S,T,M,VP SC	0			
172083	Sao Joao do Oeste	06/13/2024	Active	47	8	8	0	0.00%	47	1	0		2	P,S,T,M,VP SC	0			
172014	Sul Brasil	06/20/2024	Active	34	3	1	2	6.25%	32	0	6		2	P,S,T,M,VP SC	3			
Clubs more than two years old																		
39176	ABELARDO LUZ Exc Award (06/30/2017, 06/30/2022)	12/29/1980	Active	15	0	1	-1	-6.25%	16	5	0			P,S,T,M,VP SC	4		\$10.45	
65305	AGUAS DE CHAPECO Exc Award (06/30/2016, 06/30/2017, 06/30/2022)	05/03/2002	Active	24	3	3	0	0.00%	24	3	0			P,S,T,M,VP SC	9		\$80.64	
151204	Anchieta Exc Award (06/30/2023)	06/14/2022	Active	49	16	6	10	25.64%	39	2	0			P,S,T,M,VP SC	0		\$50.02	
45505	ARROIO TRINTA Exc Award (06/30/2017, 06/30/2023)	11/12/1985	Active	8	0	0	0	0.00%	8		3		2	P,S,T,M,VP SC	9		\$10.45	
144472	Belmonte Exc Award (06/30/2022, 06/30/2023)	12/26/2020	Active(2)	18	0	4	-4	-18.18%	22	2	4		2	P,S,T,M,VP SC	1	90+ Days		
16885	CACADOR Exc Award (06/30/2019, 06/30/2022, 06/30/2023)	07/01/1961	Active	48	4	1	3	6.67%	45	63	6		2	P,S,T,M,VP SC	6			
35577	CACADOR UNIVERSIDADE Exc Award (06/30/2016, 06/30/2017, 06/30/2022)	05/30/1978	Active	39	8	8	0	0.00%	39	8	0			P,S,T,M,VP SC	0		\$40.93	



Club Health Assessment for District LD 8 through June 2025

			Status	Membership							Reports					Finance	LCIF
Club Number	Club Name	Charter Date		Current Member Count	YTD Members Added	YTD Members Dropped	YTD Net Growth	YTD Net Growth%	Member Count 12 Months Ago	Avg. length of service for dropped members	Months Since Last MMR ***	Yrs. Since Last Officer Report	President Rotation	Vice President Reported ****	Months Since Last Activity Report ***	Account Balance	Donations for current Fiscal Year
			Number of times on status quo within last two years	If below 15 members appears				If net loss is greater than 20% appears			If no report in 3 months appears in	When more than one year appears in	Number of repeat terms	Notes the officers that do not have an active	If no report at 12 months appears in red		
34456	CAMPO ERE	09/21/1977	Active	46	6	1	5	12.20%	41	24	2			P,S,T,M,VP SC	0		\$107.50
	Exc Award (06/30/2017, 06/30/2023)																
17542	CAMPOS NOVOS	09/12/1963	Active	3	0	0	0	0.00%	3		12	1	None	P,S,T,M,VP SC	10		
	Exc Award (06/30/2017, 06/30/2019, 06/30/2020)																
54533	CAMPOS NOVOS ALIANCA	05/27/1993	Active	54	4	0	4	8.00%	50		0			P,S,T,M,VP SC	0		\$2,113.48
	Exc Award (06/30/2018, 06/30/2019, 06/30/2020)																
39180	CAMPOS NOVOS CENTENARIO	12/29/1980	Active	28	0	0	0	0.00%	28		9			P,S,T,M,VP SC	9		
	Exc Award (06/30/2018, 06/30/2019, 06/30/2020)																
53255	CAPINZAL OURO	06/08/1992	Active	64	21	6	15	30.61%	49	16	0			P,S,T,M,VP SC	0		\$50.16
	Exc Award (06/30/2017, 06/30/2021, 06/30/2022)																
17543	CHAPECO	03/21/1963	Active	27	5	5	0	0.00%	27	17	1			P,S,T,M,VP SC	0		\$60.61
	Exc Award (06/30/2016, 06/30/2017, 06/30/2020)																
37166	CHAPECO INTEGRACAO	05/22/1979	Active	85	8	21	-13	-13.27%	98	6	0			P,S,T,M,VP SC	0		\$1,030.03
	Exc Award (06/30/2016, 06/30/2017, 06/30/2020)																
17547	CHAPECO UNIVERSIDADE	06/20/1972	Active	47	17	15	2	4.44%	45	10	0			P,S,T,M,VP SC	0		\$2,475.51
	Exc Award (06/30/2016, 06/30/2017, 06/30/2020)																
17544	CONCORDIA CENTRO	11/18/1962	Active	19	4	3	1	5.56%	18	15	3			P,S,T,M,VP SC	0		
	Exc Award (06/30/2017, 06/30/2018, 06/30/2020)																
33223	CONCORDIA VILA SAO MIGUEL	01/18/1977	Active	55	7	4	3	5.77%	52	7	1			P,S,T,M,VP SC	0		\$71.06
	Exc Award (06/30/2017, 06/30/2022, 06/30/2023)																
35758	CORONEL FREITAS	06/26/1978	Active	27	3	4	-1	-3.57%	28	3	0			P,S,T,M,VP SC	0		\$1,010.44
	Exc Award (06/30/2016, 06/30/2018, 06/30/2020)																
58404	CUNHA PORA	06/17/1996	Active	40	7	8	-1	-2.44%	41	7	0			P,S,T,M,VP SC	0		
	Exc Award (06/30/2016, 06/30/2017, 06/30/2020)																
16888	CURITIBANOS	11/30/1960	Active	24	1	1	0	0.00%	24	60	5			P,S,T,M,VP SC	3		\$20.90
16889	CURITIBANOS CENTENARI	12/18/1973	Active	28	7	4	3	12.00%	25	6	0			P,S,T,M,VP SC	0		\$20.03
	Exc Award (06/30/2017, 06/30/2023)																
135338	Descanso Mulher	06/29/2018	Active	40	11	5	6	17.65%	34	5	0			P,S,T,M,VP SC	0		\$8.50
	Exc Award (06/30/2021, 06/30/2022)																



Club Health Assessment for District LD 8 through June 2025

			Status	Membership							Reports					Finance		LCIF
Club Number	Club Name	Charter Date		Current Member Count	YTD Members Added	YTD Members Dropped	YTD Net Growth	YTD Net Growth%	Member Count 12 Months Ago	Avg. length of service for members	Months Since Last MMR ***	Yrs. Since Last Officer Report	President Rotation	Vice President Reported ****	Months Since Last Activity Report ***	Account Balance	Donations for current Fiscal Year	
			Number of times on status quo within last two years	If below 15 members appears					If net loss is greater than 20% appears			If no report in 3 months appears in	When more than one year appears in	Number of repeat terms	Notes the officers that do not have an active	If no report at 12 months appears in red		
16890	DIONISIO CERQUEIRA-BARRACAO Exc Award (06/30/2017, 06/30/2019)	09/16/1963	Active(2)	13	0	7	-7	-35.00%	20	18	6			P,S,T,M,VP SC	10	90+ Days		
38630	ERVAL VELHO Exc Award (06/30/2023)	06/03/1980	Active	39	4	0	4	11.43%	35		0			P,S,T,M,VP SC	0			
35488	FAXINAL DOS GUEDES Exc Award (06/30/2017, 06/30/2018, 06/30/2020)	04/14/1978	Active	22	4	10	-6	-21.43%	28	5	0			P,S,T,M,VP SC	0		\$596.55	
148824	Flor do Sertão Exc Award (06/30/2022)	11/02/2021	Active(1)	17	0	0	0	0.00%	17		2		2	P,S,T,M,VP SC	2		\$40.93	
97316	FRAIBURGO TERRA DA MACA Exc Award (06/30/2016, 06/30/2017, 06/30/2020)	06/16/2006	Active	24	2	8	-6	-20.00%	30	7	0			P,S,T,M,VP SC	0		\$100.00	
107408	GUARACIABA Exc Award (06/30/2017, 06/30/2022, 06/30/2020)	02/02/2010	Active	38	2	2	0	0.00%	38	15	2		2	P,S,T,M,VP SC	0		\$110.32	
108474	GUARUJÁ DO SUL Exc Award (06/30/2017, 06/30/2022)	05/27/2010	Active(3)	19	3	30	-27	-58.70%	46	3	0			P,S,T,M,VP SC	0			
105824	IOMERE Exc Award (06/30/2016, 06/30/2022)	06/22/2009	Active	15	3	1	2	15.38%	13	9	0			P,S,T,M,VP SC	0		\$130.00	
138672	Iporã do Oeste Exc Award (06/30/2022, 06/30/2023)	06/20/2019	Active	70	13	14	-1	-1.41%	71	2	0			P,S,T,M,VP SC	0		\$559.63	
116792	IRACEMINHA Exc Award (06/30/2017, 06/30/2018, 06/30/2020)	05/14/2012	Active	38	0	5	-5	-11.63%	43	7	3			P,S,T,M,VP SC	0		\$60.08	
151391	Iraceminha LD8 Connect Exc Award (06/30/2023)	06/21/2022	Active(1)	9	4	7	-3	-25.00%	12	2	1			P,S,T,M,VP SC	0			
144181	Irineópolis Valões	12/21/2020	Active(1)	2	0	0	0	0.00%	2		17		2	P,S,T,M,VP SC	10			
17553	ITA Exc Award (06/30/2017, 06/30/2022)	02/02/1964	Active	30	2	4	-2	-6.25%	32	21	0			P,S,T,M,VP SC	7			
29295	ITAPIRANGA Exc Award (06/30/2017, 06/30/2018, 06/30/2020)	05/20/1974	Active(1)	24	1	0	1	4.35%	23		6		3	P,S,T,M,VP SC	9			
17554	JOACABA Exc Award (06/30/2017, 06/30/2023)	05/01/1959	Active	20	0	0	0	0.00%	20		14			P,S,T,M,VP SC	10		\$87.98	



Club Health Assessment for District LD 8 through June 2025

			Status	Membership							Reports					Finance		LCIF
Club Number	Club Name	Charter Date		Current Member Count	YTD Members Added	YTD Members Dropped	YTD Net Growth	YTD Net Growth%	Member Count 12 Months Ago	Avg. length of service for members	Months Since Last MMR ***	Yrs. Since Last Officer Report	President Rotation	Vice President Reported ****	Months Since Last Activity Report ***	Account Balance	Donations for current Fiscal Year	
			Number of times on status quo within last two years	If below 15 members appears					If net loss is greater than 20% appears		If no report in 3 months appears in	When more than one year appears in	Number of repeat terms	Notes the officers that do not have an active	If no report at 12 months appears in red			
29296	JOACABA CRUZEIRO	05/16/1974	Active	60	5	3	2	3.45%	58	13	0			P,S,T,M,VP SC	0		\$1,152.04	
Exc Award (06/30/2017, 06/30/2023)																		
17560	MARAVILHA	05/25/1968	Active	77	10	1	9	13.24%	68	8	3			P,S,T,M,VP SC	0		\$1,800.29	
Exc Award (06/30/2017, 06/30/2018, 06/30/2023)																		
37945	MARAVILHA OESTE	01/25/1980	Active	67	7	9	-2	-2.90%	69	8	0			P,S,T,M,VP SC	0		\$1,387.68	
Exc Award (06/30/2016, 06/30/2017, 06/30/2023)																		
151227	Maravilha TEAcolhe	06/14/2022	Active	28	3	22	-19	-40.43%	47	2	0			P,S,T,M,VP SC	1		\$20.03	
Exc Award (06/30/2023)																		
105686	MATOS COSTA REGIAO DO CONTESTADO	06/16/2009	Active(1)	8	0	0	0	0.00%	8		10		2	P,S,T,M,VP SC	4	90+ Days		
Exc Award (06/30/2017, 06/30/2022)																		
38808	MODELO	07/22/1980	Active	67	6	6	0	0.00%	67	2	1			P,S,T,M,VP SC	0		\$715.94	
Exc Award (06/30/2017, 06/30/2021, 06/30/2023)																		
33951	MONDAI	05/31/1977	Active	76	4	1	3	4.11%	73	21	0			P,S,T,M,VP SC	0			
Exc Award (06/30/2016, 06/30/2019, 06/30/2023)																		
59591	MONTE CARLO	05/29/1997	Active	26	0	0	0	0.00%	26		6			P,S,T,M,VP SC	9			
Exc Award (06/30/2022, 06/30/2023)																		
150568	Palma Sola	04/25/2022	Active	41	4	4	0	0.00%	41	2	0		2	P,S,T,M,VP SC	0		\$40.06	
Exc Award (06/30/2023)																		
17563	PALMITOS	04/23/1973	Cancelled(8*)	0	0	12	-12	-100.00%	12	13	0		None	P,S,T,M,VP SC	10	90+ Days		
Exc Award (06/30/2016, 06/30/2017, 06/30/2023)																		
151200	Paraiso	06/13/2022	Active	55	13	1	12	27.91%	43	2	0			P,S,T,M,VP SC	0		\$550.00	
34967	PINHALZINHO	01/05/1978	Active	79	17	7	10	14.49%	69	8	0			P,S,T,M,VP SC	0		\$31.35	
Exc Award (06/30/2016, 06/30/2017, 06/30/2023)																		
145752	Ponte Serrada	04/01/2021	Active	25	6	7	-1	-3.85%	26	2	1			P,S,T,M,VP SC	0		\$50.21	
Exc Award (06/30/2022, 06/30/2023)																		
88854	PORTO UNIAO CAMINHO DAS AGUAS	06/30/2005	Active	10	0	8	-8	-44.44%	18	7	0			P,S,T,M,VP SC	1			
Exc Award (06/30/2016, 06/30/2017, 06/30/2023)																		
120720	Porto Uniao Cidade Amiga	11/19/2013	Active	11	0	0	0	0.00%	11		15		2	P,S,T,M,VP SC	9			
Exc Award (06/30/2016, 06/30/2017, 06/30/2023)																		




Club Health Assessment for District LD 8 through June 2025

			Status	Membership							Reports					Finance	LCIF
Club Number	Club Name	Charter Date		Current Member Count	YTD Members Added	YTD Members Dropped	YTD Net Growth	YTD Net Growth%	Member Count 12 Months Ago	Avg. length of service for dropped members	Months Since Last MMR ***	Yrs. Since Last Officer Report	President Rotation	Vice President Reported ****	Months Since Last Activity Report ***	Account Balance	Donations for current Fiscal Year
			Number of times on status quo within last two years	If below 15 members appears				If net loss is greater than 20% appears			If no report in 3 months appears in	When more than one year appears in	Number of repeat terms	Notes the officers that do not have an active	If no report at 12 months appears in red		
151132	Porto União Nova Geração Serviços	06/08/2022	Cancelled(8*)	0	0	15	-15	-100.00%	15	2	2		None	P,S,T,M,VP SC	8	90+ Days	
40242	QUILOMBO Exc Award (06/30/2017, 06/30/2019)	07/14/1981	Active(1)	23	23	0	23	100.00%	0		6		2	P,S,T,M,VP SC	0		\$11.94
139953	Rio das Antas Exc Award (06/30/2022, 06/30/2023)	10/14/2019	Active	39	7	4	3	8.33%	36	4	0			P,S,T,M,VP SC	0		
146208	Romelândia Exc Award (06/30/2023)	05/21/2021	Active	36	0	0	0	0.00%	36		6			P,S,T,M,VP SC	1		\$50.15
88855	SALTO VELOSO Exc Award (06/30/2017, 06/30/2022, 06/30/20)	06/30/2005	Active	28	4	0	4	16.67%	24		2			P,S,T,M,VP SC	0		\$57.90
16909	SANTA CECILIA Exc Award (06/30/2022, 06/30/2024)	09/22/1966	Active	28	3	5	-2	-6.67%	30	5	0			P,S,T,M,VP SC	0		\$280.00
154795	Santa Helena Cidade das Flores Exc Award (06/30/2024)	06/23/2023	Active	21	3	3	0	0.00%	21	2	1		3	P,S,T,M,VP SC	0		
55027	SAO CARLOS ROTA Exc Award (06/30/2016, 06/30/2017, 06/30/20)	11/04/1993	Active	68	13	6	7	11.48%	61	12	0			P,S,T,M,VP SC	0		\$2,020.03
96874	SAO JOSE DO CEDRO RENASCE Exc Award (06/30/2017, 06/30/2018, 06/30/20)	04/07/2006	Active	66	10	7	3	4.76%	63	14	0			P,S,T,M,VP SC	0		\$146.06
40239	SÃO LOURENÇO DO OESTE CIDADE JARDIM Exc Award (06/30/2017, 06/30/2020, 06/30/20)	07/01/1981	Active	43	1	0	1	2.38%	42		0			P,S,T,M,VP SC	0		\$10.45
125888	SÃO MIGUEL DO OESTE LIONESSES Exc Award (06/30/2017, 06/30/2018, 06/30/20)	11/16/2015	Active	58	10	0	10	20.83%	48		0			P,S,T,M,VP SC	0		\$719.98
88519	SAO MIGUEL DO OESTE UNIVERSIDADE Exc Award (06/30/2017, 06/30/2018, 06/30/20)	06/02/2005	Active	66	4	9	-5	-7.04%	71	8	0			P,S,T,M,VP SC	1		\$1,000.00
17566	SAO MIGUEL D'OESTE Exc Award (06/30/2017, 06/30/2018, 06/30/20)	06/26/1962	Active	34	0	4	-4	-10.53%	38	23	0			P,S,T,M,VP SC	0		\$2,051.37
125163	Saudades Exc Award (06/30/2017, 06/30/2019, 06/30/20)	06/19/2015	Active	27	2	1	1	3.85%	26	7	0			P,S,T,M,VP SC	0		\$71.06




Club Health Assessment for District LD 8 through June 2025

			Status	Membership							Reports					Finance	LCIF
Club Number	Club Name	Charter Date		Current Member Count	YTD Members Added	YTD Members Dropped	YTD Net Growth	YTD Net Growth%	Member Count 12 Months Ago	Avg. length of service for dropped members	Months Since Last MMR ***	Yrs. Since Last Officer Report	President Rotation	Vice President Reported ****	Months Since Last Activity Report ***	Account Balance	Donations for current Fiscal Year
			Number of times on status quo within last two years	If below 15 members appears				If net loss is greater than 20% appears			If no report in 3 months appears in	When more than one year appears in	Number of repeat terms	Notes the officers that do not have an active	If no report at 12 months appears in red		
17567	SEARA	06/01/1961	Active	51	5	6	-1	-1.92%	52	14	0			P,S,T,M,VP SC	2	90+ Days	\$1,010.45
	Exc Award (06/30/2016, 06/30/2017, 06/30/2023)																
106008	TANGARA	06/24/2009	Active(1)	17	6	7	-1	-5.56%	18	4	0		2	P,S,T,M,VP SC	0		
	Exc Award (06/30/2023)																
146341	Treze Tílias	05/26/2021	Active	19	2	4	-2	-9.52%	21	3	0			P,S,T,M,VP SC	0	90+ Days	\$81.25
	Exc Award (06/30/2023)																
125889	TUNÁPOLIS	10/28/2015	Active	29	7	8	-1	-3.33%	30	4	0			P,S,T,M,VP SC	0		\$10.45
	Exc Award (06/30/2017, 06/30/2021, 06/30/2023)																
105858	VIDEIRA AMIGOS DO SERVIR	06/23/2009	Active(1)	21	5	1	4	23.53%	17	5	0		2	P,S,T,M,VP SC	0		\$35.19
	Exc Award (06/30/2021)																
16916	VIDEIRA CENTRO	12/14/1955	Active	45	0	9	-9	-16.67%	54	12	0			P,S,T,M,VP SC	0		\$1,010.59
	Exc Award (06/30/2016, 06/30/2019, 06/30/2023)																
38066	VIDEIRA PERDIZES	02/11/1980	Active	61	8	4	4	7.02%	57	25	0			P,S,T,M,VP SC	0		\$2,004.50
	Exc Award (06/30/2016, 06/30/2017, 06/30/2023)																
17574	XANXERE	02/03/1964	Active	93	2	7	-5	-5.10%	98	20	0			P,S,T,M,VP SC	0		\$1,331.74
	Exc Award (06/30/2016, 06/30/2017, 06/30/2023)																
131250	Xanxerê Centenário	06/13/2017	Active	28	0	7	-7	-20.00%	35	2	0			P,S,T,M,VP SC	0		
	Exc Award (06/30/2019, 06/30/2020, 06/30/2023)																
62582	XANXERE INOVACAO	12/21/1999	Active	64	0	3	-3	-4.48%	67	10	0			P,S,T,M,VP SC	0		\$1,031.49
	Exc Award (06/30/2016, 06/30/2017, 06/30/2023)																
64513	XANXERE-MULHER	06/19/2001	Active	36	8	4	4	12.50%	32	6	0			P,S,T,M,VP SC	0		\$98.79
	Exc Award (06/30/2016, 06/30/2017, 06/30/2023)																
32895	XAXIM	10/28/1976	Active	113	18	4	14	14.14%	99	5	1			P,S,T,M,VP SC	0		\$3,232.05
	Exc Award (06/30/2016, 06/30/2017, 06/30/2023)																
97293	ZORTEA	06/12/2006	Active	32	3	2	1	3.23%	31	8	0			P,S,T,M,VP SC	0		
	Exc Award (06/30/2017, 06/30/2023)																



Club Health Assessment for District LD 8 through June 2025

			Status	Membership							Reports					Finance	LCIF
Club Number	Club Name	Charter Date		Current Member Count	YTD Members Added	YTD Members Dropped	YTD Net Growth	YTD Net Growth%	Member Count 12 Months Ago	Avg. length of service for dropped members	Months Since Last MMR ***	Yrs. Since Last Officer Report	President Rotation	Vice President Reported ****	Months Since Last Activity Report ***	Account Balance	Donations for current Fiscal Year
			Number of times on status quo within last two years	If below 15 members appears				If net loss is greater than 20% appears			If no report in 3 months appears in	When more than one year appears in	Number of repeat terms	Notes the officers that do not have an active	If no report at 12 months appears in red		

Clubs Cancelled Previous Fiscal Year – Clubs Cancelled within last 12 months may be reinstated

Club Number	Club Name	Charter Date	Current Status*	Cancellation Date
146605	Princesa	06/11/2021	Cancelled(6*)	08/29/2023

Current Total Clubs Count	YTD New Clubs Count	YTD Cancelled Clubs Count	YTD Net Club Gain	Current Total Members Count	YTD Add	YTD Drop	YTD Net Growth	YTD Net Growth %	Member Count 12 Months Ago	Average Member Count Per Club	% of Clubs with less than 20 members	% No MMR in 3 Months	% No Officer Report in 12 Months	% of Clubs with balance 90+ days	Number of Clubs in Status Quo	% Status Quo Clubs in Financial Suspension	Number of Cancelled Clubs	Average Cancelled Club Age	Members Lost Due to Cancellation	% of Clubs Cancelled for Non-Financial Reasons
86	5	2	3	3,227	552	410	142	4.60%	3,085	38	19%	22%	1%	6%	0	0%	2	29	27	0%

* - P - Priority Club. Cancellation Reasons: 1-Objectives/conduct, 2-Non-active club, 5-Non-existing club, 6-Disbanding, 7-Merger, 8-Financial Suspension, 9-District/Multiple District Dues.

** - Abbreviation: P-President, S-Secretary, T-Treasurer, M-Member Chairperson, VP-First Vice President, MC-Communications Chairperson, SC-Service Chairperson

*** - Abbreviation: N/R - Never reported using the Lions Clubs website, N/A - Not applicable, No password registered for the Lions Clubs website.

**** - Abbreviation: N - New, IP - Immediate Past, R - Repeat.



Club Health Assessment for District LD 9 through June 2025

			Status	Membership							Reports					Finance		LCIF
Club Number	Club Name	Charter Date		Current Member Count	YTD Members Added	YTD Members Dropped	YTD Net Growth	YTD Net Growth%	Member Count 12 Months Ago	Avg. length of service for dropped members	Months Since Last MMR ***	Yrs. Since Last Officer Report	President Rotation	Vice President Reported ****	Months Since Last Activity Report ***	Account Balance	Donations for current Fiscal Year	
			Number of times on status quo within last two years	If below 15 members appears					If net loss is greater than 20% appears			If no report in 3 months appears in	When more than one year appears in	Number of repeat terms	Notes the officers that do not have appears in an active	If no report at 12 months red		
Clubs more than two years old																		
17538	ARARANGUA	05/28/1960	Active(1)	42	0	0	0	0.00%	42		4			P,S,T,M,VP SC	0		\$20.13	
Exc Award (06/30/2023, 06/30/2024)																		
100410	ARARANGUA AGUAS VERDES	10/22/2007	Active	19	0	2	-2	-9.52%	21	3	2			P,S,T,M,VP SC	0			
Exc Award (06/30/2018, 06/30/2020, 06/30/2023)																		
17537	ARARANGUA SUL	01/07/1974	Active	23	2	8	-6	-20.69%	29	4	0			P,S,T,M,VP SC	0			
Exc Award (06/30/2018, 06/30/2019)																		
59291	BALNEARIO RINCÃO	03/26/1997	Active(2)	9	8	0	8	800.00%	1		0			P,S,T,M,VP SC	18			
17539	BOM RETIRO	05/23/1969	Active	30	0	0	0	0.00%	30		10			P,S,T,M,VP SC	1			
Exc Award (06/30/2019, 06/30/2023)																		
17540	BRACO DO NORTE	04/24/1967	Active	28	1	1	0	0.00%	28	4	0			P,S,T,M,VP SC	0		\$355.44	
Exc Award (06/30/2016, 06/30/2018, 06/30/2020)																		
107271	CAPIVARI DE BAIXO	01/18/2010	Active	20	0	0	0	0.00%	20		0			P,S,T,M,VP SC	24+			
47869	COCAL DO SUL SC	11/25/1987	Active	49	2	0	2	4.26%	47		0			P,S,T,M,VP SC	0		\$59.12	
Exc Award (06/30/2019, 06/30/2023, 06/30/2024)																		
17545	CRICIUMA	10/31/1959	Active	23	2	7	-5	-17.86%	28	8	0			P,S,T,M,VP SC	0		\$144.00	
Exc Award (06/30/2018, 06/30/2019, 06/30/2020)																		
32954	CRICIUMA CAPITAL DO CARVAO	11/18/1976	Active	28	5	3	2	7.69%	26	2	1			P,S,T,M,VP SC	0			
16891	FLORIANOPOLIS	08/08/1953	Active	28	1	3	-2	-6.67%	30	23	0			P,S,T,M,VP SC	2		\$14.06	
35583	FLORIANOPOLIS CONTINENTE	05/30/1978	Active	22	1	1	0	0.00%	22	0	1			P,S,T,M,VP SC	0			
Exc Award (06/30/2021, 06/30/2023, 06/30/2024)																		
17549	FLORIANOPOLIS ESTREITO	07/30/1966	Cancelled(8*)	0	0	8	-8	-100.00%	8	12	10		None	P,S,T,M,VP SC	20	90+ Days		
82438	FLORIANOPOLIS INGLESES	05/24/2004	Active	32	7	5	2	6.67%	30	3	0			P,S,T,M,VP SC	0			
Exc Award (06/30/2018, 06/30/2023)																		
16892	FLORIANOPOLIS NORTE	12/08/1966	Active	27	3	0	3	12.50%	23		8			P,S,T,M,VP SC	1		\$1,000.00	
Exc Award (06/30/2023)																		
58984	FLORIANOPOLIS-BELA FIGUEIRA	12/31/1996	Active	21	1	3	-2	-8.70%	23	7	0		None	P,S,T,M,VP SC	0			



Club Health Assessment for District LD 9 through June 2025

			Status	Membership							Reports					Finance		LCIF
Club Number	Club Name	Charter Date		Current Member Count	YTD Members Added	YTD Members Dropped	YTD Net Growth	YTD Net Growth%	Member Count 12 Months Ago	Avg. length of service for dropped members	Months Since Last MMR ***	Yrs. Since Last Officer Report	President Rotation	Vice President Reported ****	Months Since Last Activity Report ***	Account Balance	Donations for current Fiscal Year	
			Number of times on status quo within last two years	If below 15 members appears				If net loss is greater than 20% appears			If no report in 3 months appears in	When more than one year appears in	Number of repeat terms	Notes the officers that do not have an active	If no report at 12 months appears in red			
34964	GRÃO-PARÁ	01/05/1978	Active	15	2	2	0	0.00%	15	47	0		2	P,S,T,M,VP SC	0		\$40.00	
17551	ICARA	05/01/1967	Active	30	0	4	-4	-11.76%	34	8	2		2	P,S,T,M,VP SC	0			
Exc Award (06/30/2018, 06/30/2020, 06/30/2023)																		
42663	JAGUARUNA	05/11/1983	Active	33	10	5	5	17.86%	28	8	1			P,S,T,M,VP SC	0			
34107	LAGES COPACABANA	06/17/1977	Active	58	1	3	-2	-3.33%	60	12	6			P,S,T,M,VP SC	0		\$2,019.77	
Exc Award (06/30/2018, 06/30/2019)																		
17558	LAGES CORREIA PINTO	04/13/1971	Active	8	0	0	0	0.00%	8		12		6	P,S,T,M,VP SC	18			
Exc Award (06/30/2023)																		
17556	LAGUNA	12/01/1966	Active	62	10	0	10	19.23%	52		2			P,S,T,M,VP SC	2			
Exc Award (06/30/2023)																		
117276	LAURO MULLER	06/21/2012	Active(3)	5	0	0	0	0.00%	5		9		None	P,S,T,M,VP SC	24+			
34200	MELEIRO	06/26/1977	Active	20	0	4	-4	-16.67%	24	10	0			P,S,T,M,VP SC	0		\$44.00	
133186	Morro da Fumaca Novos Horizontes	11/30/2017	Active	5	0	7	-7	-58.33%	12	6	2		3	P,S,T,M,VP SC	24			
17561	ORLEANS	06/03/1961	Active	31	8	3	5	19.23%	26	26	1			P,S,T,M,VP SC	14			
108214	ORLEANS PRINCESAS DO CONDE	04/27/2010	Active	31	3	1	2	6.90%	29	5	0		2	P,S,T,M,VP SC	0			
Exc Award (06/30/2020, 06/30/2023)																		
102254	PALHOCA	06/04/2008	Active	25	0	2	-2	-7.41%	27	13	0			P,S,T,M,VP SC	4			
Exc Award (06/30/2016, 06/30/2017, 06/30/2023)																		
106786	PASSO DE TORRES	10/27/2009	Active(1)	13	0	2	-2	-13.33%	15	13	8		6	P,S,T,M,VP SC	0			
Exc Award (06/30/2018)																		
17565	SAO JOAQUIM	08/04/1963	Active	35	4	7	-3	-7.89%	38	6	0			P,S,T,M,VP SC	10		\$50.00	
36060	SAO JOAQUIM PLANALTO	09/12/1978	Active	19	1	3	-2	-9.52%	21	18	6			P,S,T,M,VP SC	0			
59755	SAO JOSE	06/20/1997	Active	22	1	3	-2	-8.33%	24	8	0		2	P,S,T,M,VP SC	3			
105415	SAO JOSE BARREIROS	05/11/2009	Active	19	2	0	2	11.76%	17		0		3	P,S,T,M,VP SC	20			
Exc Award (06/30/2023)																		
77750	SAO JOSE PRAIANO	10/30/2003	Active(2)	6	6	8	-2	-25.00%	8	12	4		5	P,S,T,M,VP SC	1			
Exc Award (06/30/2018)																		



Club Health Assessment for District LD 9 through June 2025

			Status	Membership							Reports					Finance		LCIF
Club Number	Club Name	Charter Date		Current Member Count	YTD Members Added	YTD Members Dropped	YTD Net Growth	YTD Net Growth%	Member Count 12 Months Ago	Avg. length of service for dropped members	Months Since Last MMR ***	Yrs. Since Last Officer Report	President Rotation	Vice President Reported ****	Months Since Last Activity Report ***	Account Balance	Donations for current Fiscal Year	
			Number of times on status quo within last two years	If below 15 members appears				If net loss is greater than 20% appears			If no report in 3 months appears	When more than one year appears in	Number of repeat terms	Notes the officers that do not have an active	If no report at 12 months appears in red			
36984	SAO LUDGERO	04/26/1979	Active	56	18	7	11	24.44%	45	12	1		2	P,S,T,M,VP SC	0			
	Exc Award (06/30/2016, 06/30/2018, 06/30/20																	
17568	SIDEROPOLIS	08/03/1963	Active	21	3	4	-1	-4.55%	22	8	0		2	P,S,T,M,VP SC	0		\$1,000.00	
17569	SOMBRI0	08/05/1967	Active	12	0	1	-1	-7.69%	13	0	0		None	P,S,T,M,VP SC	24+			
50176	TREZE DE MAIO	02/09/1990	Active	22	0	6	-6	-21.43%	28	3	4		None	P,S,T,M,VP SC	0			
	Exc Award (06/30/2018, 06/30/2019, 06/30/20																	
17572	TUBARAO	08/01/1959	Active	16	0	3	-3	-15.79%	19	3	4			P,S,T,M,VP SC	1			
33225	TUBARAO CIDADE AZUL	01/18/1977	Active	22	0	3	-3	-12.00%	25	19	1			P,S,T,M,VP SC	0		\$1,000.00	
17571	TUBARAO SUL	06/07/1969	Active	34	2	1	1	3.03%	33	7	8		None	P,S,T,M,VP SC	0			
17570	TURVO	06/11/1964	Active	53	1	12	-11	-17.19%	64	15	0			P,S,T,M,VP SC	6		\$560.58	
17573	URUSSANGA	06/01/1962	Active	34	6	4	2	6.25%	32	9	2			P,S,T,M,VP SC	0			
	Exc Award (06/30/2018)																	
32494	VALE DO BRACO DO NORTE	06/28/1976	Active	42	9	15	-6	-12.50%	48	3	0			P,S,T,M,VP SC	0		\$108.72	
	Exc Award (06/30/2024)																	

Clubs Cancelled Previous Fiscal Year – Clubs Cancelled within last 12 months may be reinstated

Club Number	Club Name	Charter Date	Current Status*	Cancellation Date
59550	CRICIUMA RAINHA DO SUL	05/13/1997	Cancelled(8*)	12/29/2023

Current Total Clubs Count	YTD New Clubs Count	YTD Cancelled Clubs Count	YTD Net Gain	Current Total Members Count	YTD Add	YTD Drop	YTD Net Growth	YTD Net Growth %	Member Count 12 Months Ago	Average Member Count Per Club	% of Clubs with less than 20 members	% No MMR in 3 Months	% No Officer Report in 12 Months	% of Clubs with balance 90+ days	Number of Clubs in Status Quo	% Status Quo Clubs in Financial Suspension	Number of Cancelled Clubs	Average Cancelled Club Age	Members Lost Due to Cancellation	% of Clubs Cancelled for Non-Financial Reasons
43	0	1	-1	1,150	120	151	-31	-2.62%	1,180	27	28%	28%	0%	0%	0	0%	1	85	8	-100%

* - P - Priority Club. Cancellation Reasons: 1-Objectives/conduct, 2-Non-active club, 5-Non-existing club, 6-Disbanding, 7-Merger, 8-Financial Suspension, 9-District/Multiple District Dues.

** - Abbreviation: P-President, S-Secretary, T-Treasurer, M-Member Chairperson, VP-First Vice President, MC-Communications Chairperson, SC-Service Chairperson

*** - Abbreviation: N/R - Never reported using the Lions Clubs website, N/A - Not applicable, No password registered for the Lions Clubs website.

**** - Abbreviation: N - New, IP - Immediate Past, R - Repeat.